

## PAP

Double seal cable glands suitable for armoured cables. Nickel-chrome plated brass, hexagon shape, anti-ageing EPDM oil resistant gaskets.

PAP-... Series cable glands are used in classified area Zone 1 & 2 and Zone 21 & 22.

### Specifications

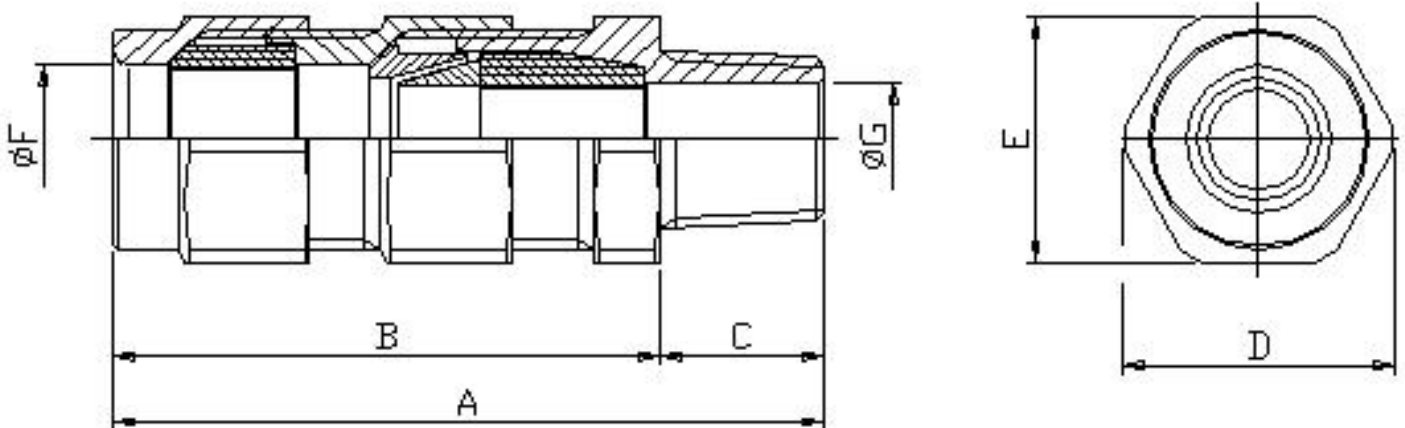
<b>Material</b>	Brass (alternative AISI316L, aluminium)
<b>IP Rating</b>	IP66
<b>Temperature</b>	-50°C to 110°C
<b>Approvals</b>	
- ATEX	INERIS 02ATEX0084 TüV: AEX-11632-X
- GOST	GOST Certificate
<b>Standards</b>	EN/IEC: 60079-0, 60079-1, 60079-7 EN: 61241-0, 61241-1
<b>Ex-code</b>	⊕ II 2 GD or I M2 Ex d IIC / Ex e II / Ex d I Ex tD A21 IP66 According to European Directive 94/9/EC (ATEX) For Zone 1 / Zone 2, Zone 21 / Zone 22
<b>Gaskets</b>	EPDM
<b>Surface treatment</b>	Nickel-chrome Plated
<b>Thread</b>	ANSI B1.20.1 NPT (normally in stock): type number will assume the ending NPT Metric pitch 1.5 UNI 6125
<b>Version on Request</b>	Cable glands made of Stainless Steel AISI 304: type number will assume the ending 304. Example PAP-1-A1/304 Cable glands made of Stainless steel AISI 316L: type number will assume the ending 316. Example PAP-1-A1/316 Cable glands Aluminium Anticorodal made (not suitable for Group I): The type number will assume the ending Al. Example PAP-1-A1/Al
<b>Accessories</b>	Rubber Shroud for cable glands protection
<b>Note</b>	<b>All cable glands of a.m. series will be supplied with armouring-ring and cone nickel-chrome plated brass made (if not differently in offer or in order acknowledgement)</b>
<b>Note</b>	<b>The cable glands for armoured cables are suitable for armour thickness up to 1.25mm. Armours thicker than 1.26mm is available upon request</b>





Type	Cable under armour (inner seal)	Cable overall diameter (outer seal)	Ø External cable F	Maximum o.d.					THREAD TYPE					
									Metric Pitch		UNI 6125		NPT	
				A	B	C	D	E	Size	Code	Size	Code	Size	Code
PAP-1/A1B1	6-9	8-11	18	85	65	20	33	30	M20	A.1800.18	Uni 6125 ½"	A.1801.01	NPT ½"	A.1801.51
PAP-1/A1B2	6-9	11-14	18	85	65	20	33	30	M20	A.1800.19	Uni 6125 ½"	A.1801.02	NPT ½"	A.1801.52
PAP-1/A2B3	9-12	14-17	18	85	65	20	33	30	M20	A.1800.21	Uni 6125 ½"	A.1801.03	NPT ½"	A.1801.53
PAP-2/A1B1	6-9	14-17	24	85	65	20	33	36	M25	A.1800.23	Uni 6125 ¾"	A.1802.01	NPT ¾"	A.1802.51
PAP-2/A2B1	9-12	14-17	24	85	65	20	33	36	M25	A.1800.24	Uni 6125 ¾"	A.1802.02	NPT ¾"	A.1802.52
PAP-2/A3B2	11-14	17-20	24	85	65	20	33	36	M25	A.1800.27	Uni 6125 ¾"	A.1802.03	NPT ¾"	A.1802.53
PAP-2/A4B3	14-17	20-23	24	85	65	20	33	36	M25	A.1800.28	Uni 6125 ¾"	A.1802.04	NPT ¾"	A.1802.54
PAP-3/A1B1	14-17	20-23	30	93	68	25	49	44	M32	A.1803.21	Uni 6125 1"	A.1803.01	NPT 1"	A.1803.51
PAP-3/A2B2	17-20	23-26	30	93	68	25	49	44	M32	A.1803.22	Uni 6125 1"	A.1803.02	NPT 1"	A.1803.52
PAP-3/A3B3	20-23	26-29	30	93	68	25	49	44	M32	A.1803.23	Uni 6125 1"	A.1803.03	NPT 1"	A.1803.53
PAP-5/A2B2	23-26	29-32	43	93	68	25	62	56	M50	A.1805.22	Uni 6125 1 1/2"	A.1805.02	NPT 1 1/2"	A.1805.52
PAP-5/A3B3	26-29	32-36	43	93	68	25	62	56	M50	A.1805.23	Uni 6125 1 1/2"	A.1805.03	NPT 1 1/2"	A.1805.53
PAP-5/A4B4	29-32	36-39	43	93	68	25	62	56	M50	A.1805.24	Uni 6125 1 1/2"	A.1805.04	NPT 1 1/2"	A.1805.54
PAP-5/A5B5	32-36	39-42	43	93	68	25	62	56	M50	A.1805.25	Uni 6125 1 1/2"	A.1805.05	NPT 1 1/2"	A.1805.55
PAP-6/A2B2	36-39	44-48	57	95	71	25	78	70	M63	A.1806.22	Uni 6125 2"	A.1806.02	NPT 2"	A.1806.52
PAP-6/A3B3	39-42	48-52	57	95	71	25	78	70	M63	A.1806.23	Uni 6125 2"	A.1806.03	NPT 2"	A.1806.53
PAP-6/A4B4	42-46	52-56	57	95	71	25	78	70	M63	A.1806.24	Uni 6125 2"	A.1806.04	NPT 2"	A.1806.54
PAP-7/A2B2	44-48	55-59	69	100	71	32	92	83	M75	A.1807.22	Uni 6125 2 1/2"	A.1807.02	NPT 2 1/2"	A.1807.52
PAP-7/A3B3	48-52	59-63	69	100	71	32	92	83	M75	A.1807.23	Uni 6125 2 1/2"	A.1807.03	NPT 2 1/2"	A.1807.53
PAP-7/A4B4	52-56	63-67	69	100	71	32	92	83	M75	A.1807.24	Uni 6125 2 1/2"	A.1807.04	NPT 2 1/2"	A.1807.54
PAP-7/A5B4	56-60	63-67	69	100	71	32	92	83	M75	A.1807.25	Uni 6125 2 1/2"	A.1807.05	NPT 2 1/2"	A.1807.55
PAP-8/A4B4	56-60	63-67	79	100	71	32	103	93	M80	A.1808.24	Uni 6125 3"	A.1808.04	NPT 3"	A.1808.54
PAP-8/A5B5	59-63	67-69	79	100	71	32	103	93	M80	A.1808.25	Uni 6125 3"	A.1808.05	NPT 3"	A.1808.55
PAP-8/A6B6	63-67	69-73	79	100	71	32	103	93	M80	A.1808.26	Uni 6125 3"	A.1808.06	NPT 3"	A.1808.56
PAP-8/A7B7	67-71	73-11	79	100	71	32	103	93	M80	A.1808.27	Uni 6125 3"	A.1808.07	NPT 3"	A.1808.57

### Dimensions



## PNA

Single seal cable glands suitable for armoured cables. Nickel-chrome plated brass, hexagon shape, anti-ageing EPDM oil resistant gaskets.

PNA-... Series cable glands are used in classified area Zone 1 & 2 and Zone 21 & 22.

### Specifications

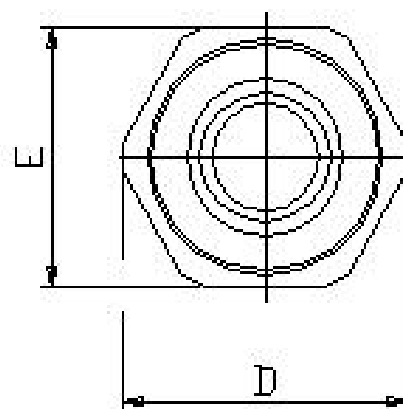
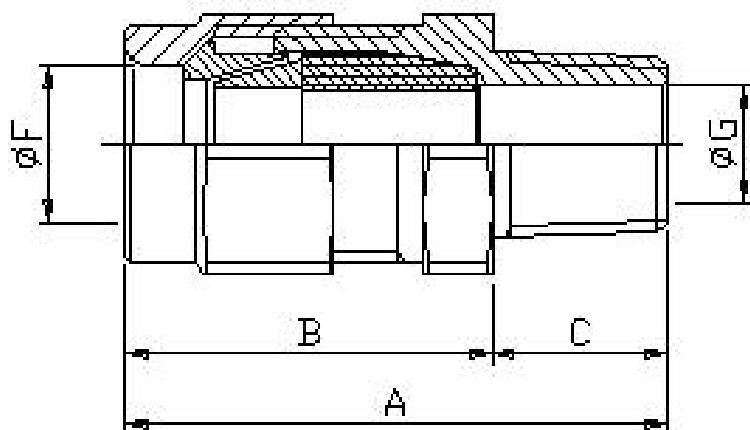
<b>Material</b>	Brass
<b>IP Rating</b>	IP66
<b>Temperature</b>	-50°C to 110°C
<b>Approvals</b>	
- Atex	INERIS 02ATEX0084
- GOST	GOST Certificate
<b>Standards</b>	EN/IEC: 60079-0, 60079-1, 60079-7 EN: 61241-0, 61241-1
<b>Ex-code</b>	Ⓔ II 2 GD or I M2 Ex d IIC / Ex e II / Ex d I Ex tD A21 IP66 According to European Directive 94/9/EC (ATEX) For Zone 1 / Zone 2, Zone 21 / Zone 22
<b>Gaskets</b>	EPDM
<b>Surface treatment</b>	Nickel-chrome Plated
<b>Thread</b>	ANSI B1.20.1 NPT (normally in stock): type number will assume the ending NPT Metric pitch 1.5 UNI 6125
<b>Version on Request</b>	Cable glands made of Stainless steel AISI 304: type number will assume the ending 304. Example PNA-1-A1/304 Cable glands made of Stainless steel AISI 316L: type number will assume the ending 316. Example PNA-1-A1/316 Cable glands Aluminium Anticorodal made (not suitable for Group I): The type number will assume the ending Al. Example PNA-1-A1/Al
<b>Accessories</b>	Rubber Shroud for cable glands protection
<b>Note</b>	<b>All cable glands of a.m. series will be supplied with armouring-ring and cone nickel-chrome plated brass made (if not differently specified in offer or in order acknowledgment)</b>
<b>Note</b>	<b>The cable glands for armoured cables are suitable for armour thickness up to 1.25mm. Armours thicker than 1.26mm is available upon request</b>





Type	Cable under armour (inner seal)	Ø External cable	Maximum o.d.					THREAD TYPE					
								Metric Pitch		UNI 6125		NPT	
			F	A	B	C	D	E	Size	Code	Size	Code	Size
PNA-1/A1	6-9	18	62	42	20	33	30	M20	A.1501.23	UNI 6125 ½"	A.1501.01	NPT 1/2"	A.1501.51
PNA-1/A2	9-12	18	62	42	20	33	30	M20	A.1501.24	UNI 6125 ½"	A.1501.02	NPT 1/2"	A.1501.52
PNA-2/A1	6-9	24	62	42	20	40	36	M25	A.1502.21	UNI 6125 ¾"	A.1502.01	NPT ¾"	A.1502.51
PNA-2/A2	9-12	24	62	42	20	40	36	M25	A.1502.22	UNI 6125 ¾"	A.1502.02	NPT ¾"	A.1502.52
PNA-2/A3	11-14	24	62	42	20	40	36	M25	A.1502.23	UNI 6125 ¾"	A.1502.03	NPT ¾"	A.1502.53
PNA-2/A4	14-17	24	62	42	20	40	36	M25	A.1502.24	UNI 6125 ¾"	A.1502.04	NPT ¾"	A.1502.54
PNA-3/A1	14-17	30	70	45	25	49	44	M32	A.1503.21	UNI 6125 1"	A.1503.01	NPT 1"	A.1503.51
PNA-3/A2	17-20	30	70	45	25	49	44	M32	A.1503.22	UNI 6125 1"	A.1503.02	NPT 1"	A.1503.52
PNA-3/A3	20-23	30	70	45	25	49	44	M32	A.1503.23	UNI 6125 1"	A.1503.03	NPT 1"	A.1503.53
PNA-5/A2	23-26	43	70	45	25	62	56	M50	A.1505.22	UNI 6125 1 1/2"	A.1505.02	NPT 1 1/2"	A.1505.52
PNA-5/A3	26-29	43	70	45	25	62	56	M50	A.1505.23	UNI 6125 1 1/2"	A.1505.03	NPT 1 1/2"	A.1505.53
PNA-5/A4	29-32	43	70	45	25	62	56	M50	A.1505.24	UNI 6125 1 1/2"	A.1505.04	NPT 1 1/2"	A.1505.54
PNA-5/A5	32-36	43	70	45	25	62	56	M50	A.1505.25	UNI 6125 1 1/2"	A.1505.05	NPT 1 1/2"	A.1505.55
PNA-6/A2	36-39	57	72	46	25	78	70	M63	A.1506.22	UNI 6125 2"	A.1506.02	NPT 2"	A.1506.52
PNA-6/A3	39-42	57	72	46	25	78	70	M63	A.1506.23	UNI 6125 2"	A.1506.03	NPT 2"	A.1506.53
PNA-6/A4	42-46	57	72	46	25	78	70	M63	A.1506.24	UNI 6125 2"	A.1506.04	NPT 2"	A.1506.54
PNA-7/A2	44-48	69	78	46	32	92	83	M75	A.1507.22	UNI 6125 2 1/2"	A.1507.02	NPT 2 1/2"	A.1507.52
PNA-7/A3	48-52	69	78	46	32	92	83	M75	A.1507.23	UNI 6125 2 1/2"	A.1507.03	NPT 2 1/2"	A.1507.53
PNA-7/A4	52-56	69	78	46	32	92	83	M75	A.1507.24	UNI 6125 2 1/2"	A.1507.04	NPT 2 1/2"	A.1507.54
PNA-7/A5	56-60	69	78	46	32	92	83	M75	A.1507.25	UNI 6125 2 1/2"	A.1507.05	NPT 2 1/2"	A.1507.55
PNA-8/A4	56-60	79	78	46	32	103	93	M80	A.1508.24	UNI 6125 3"	A.1508.04	NPT 3"	A.1508.54
PNA-8/A5	59-63	79	78	46	32	103	93	M80	A.1508.25	UNI 6125 3"	A.1508.05	NPT 3"	A.1508.55
PNA-8/A6	63-67	79	78	46	32	103	93	M80	A.1508.26	UNI 6125 3"	A.1508.06	NPT 3"	A.1508.56
PNA-8/A7	67-71	79	78	46	32	103	93	M80	A.1508.27	UNI 6125 3"	A.1508.07	NPT 3"	A.1508.57

### Dimensions



## PSF

Single seal through “male-female” cable glands for unarmoured cable, suitable for assembling side by side 2 enclosures: Ex d / Ex d or Ex d / Ex e by adding a rigid or flexible conduit to the cable gland. Nickel-chrome plated brass, hexagon shaped, oil resistant anti-ageing EPDM gaskets.

PSF-... Series cable glands are used in classified area Zone 1 & 2 and Zone 21 & 22.

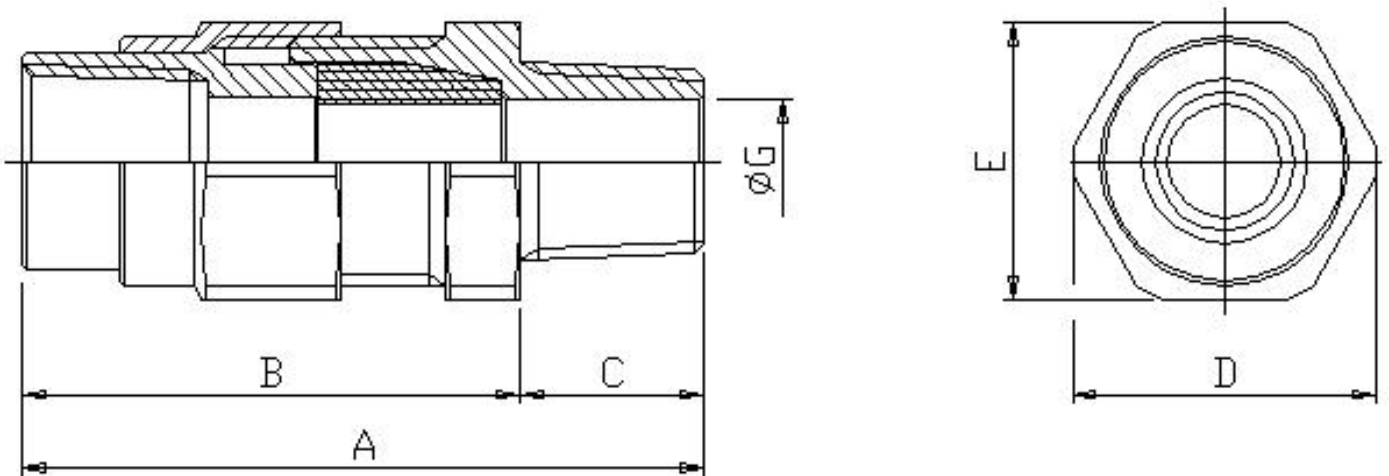
### Specifications

<b>Material</b>	Brass
<b>IP Rating</b>	IP66
<b>Temperature</b>	-50°C to 110°C
<b>Approvals</b>	
- Atex	INERIS 02ATEX0084
- GOST	GOST Certificate
<b>Standards</b>	EN/IEC: 60079-0, 60079-1, 60079-7 EN: 61241-0, 61241-1
<b>Ex-code</b>	⊕ II 2 GD or I M2 Ex d IIC / Ex e II / Ex d I Ex tD A21 IP66 According to European Directive 94/9/EC (ATEX) For Zone 1 / Zone 2, Zone 21 / Zone 22
<b>Gaskets</b>	EPDM
<b>Surface treatment</b>	Nickel-chrome Plated
<b>Thread</b>	ANSI B1.20.1 NPT (normally in stock): type number will assume the ending NPT Metric pitch 1.5 UNI 6125
<b>Version on Request</b>	Cable glands made of Stainless steel AISI 304: type number will assume the ending 304. Example PSF-1-A1/304 Cable glands made of Stainless steel AISI 316L: type number will assume the ending 316. Example PSF-1-A1/316 Cable glands Aluminium Anticorodal made (not suitable for Group I): The type number will assume the ending Al. Example PSF-1-A1/Al
<b>Accessories</b>	Rubber Shroud for cable glands protection
<b>Note</b>	<b>Female sleeve cilindric ISO 228</b>
<b>Note</b>	<b>The cable glands for armoured cables are suitable for armour thickness up to 1.25mm. Armours thicker than 1.26mm is available upon request</b>



Type	Cable overall diameter	Free conpling threading	Maximum o.d.					THREAD TYPE					
								Metric Pitch		UNI 6125		NPT	
			A	B	C	D	E	Size	Code	Size	Code	Size	Code
PSF-1/A1	6-9	1/2"	73	53	20	33	30	M20	A.2821.01	UNI 6125 1/2"	A.2801.01	NPT 1/2"	A.2811.01
PSF-1/A2	9-12	1/2"	73	53	20	33	30	M20	A.2821.02	UNI 6125 1/2"	A.2801.02	NPT 1/2"	A.2811.02
PSF-2/A1	6-9	3/4"	73	53	20	40	36	M25	A.2822.01	UNI 6125 3/4"	A.2802.01	NPT 3/4"	A.2812.01
PSF-2/A2	9-12	3/4"	73	53	20	40	36	M25	A.2822.02	UNI 6125 3/4"	A.2802.02	NPT 3/4"	A.2812.02
PSF-2/A3	11-14	3/4"	73	53	20	40	36	M25	A.2822.03	UNI 6125 3/4"	A.2802.03	NPT 3/4"	A.2812.03
PSF-2/A4	14-17	3/4"	73	53	20	40	36	M25	A.2822.04	UNI 6125 3/4"	A.2802.04	NPT 3/4"	A.2812.04
PSF-3/A1	14-17	1"	88	63	25	49	44	M32	A.2823.01	UNI 6125 1"	A.2803.01	NPT 1"	A.2813.01
PSF-3/A2	17-20	1"	88	63	25	49	44	M32	A.2823.02	UNI 6125 1"	A.2803.02	NPT 1"	A.2813.02
PSF-3/A3	20-23	1"	88	63	25	49	44	M32	A.2823.03	UNI 6125 1"	A.2803.03	NPT 1"	A.2813.03
PSF-5/A2	23-26	1 1/2"	89	64	25	65	58	M50	A.2825.02	UNI 6125 1 1/2"	A.2805.02	NPT 1 1/2"	A.2815.02
PSF-5/A3	26-29	1 1/2"	89	64	25	65	58	M50	A.2825.03	UNI 6125 1 1/2"	A.2805.03	NPT 1 1/2"	A.2815.03
PSF-5/A4	29-32	1 1/2"	89	64	25	65	58	M50	A.2825.04	UNI 6125 1 1/2"	A.2805.04	NPT 1 1/2"	A.2815.04
PSF-5/A5	32-36	1 1/2"	89	64	25	65	58	M50	A.2825.05	UNI 6125 1 1/2"	A.2805.05	NPT 1 1/2"	A.2815.05
PSF-6/A2	36-39	2"	On request					M63	A.2826.02	UNI 6125 2"	A.2806.02	NPT 2"	A.2816.02
PSF-6/A3	39-42	2"						M63	A.2826.03	UNI 6125 2"	A.2806.03	NPT 2"	A.2816.03
PSF-6/A4	42-46	2"						M63	A.2826.04	UNI 6125 2"	A.2806.04	NPT 2"	A.2816.04
PSF-7/A2	44-48	2 1/2"	On request					M75	A.2827.02	UNI 6125 2 1/2"	A.2807.02	NPT 2 1/2"	A.2817.02
PSF-7/A3	48-52	2 1/2"						M75	A.2827.03	UNI 6125 2 1/2"	A.2807.03	NPT 2 1/2"	A.2817.03
PSF-7/A4	52-56	2 1/2"						M75	A.2827.04	UNI 6125 2 1/2"	A.2807.04	NPT 2 1/2"	A.2817.04
PSF-7/A5	56-60	2 1/2"						M75	A.2827.05	UNI 6125 2 1/2"	A.2807.05	NPT 2 1/2"	A.2817.05
PSF-8/A4	56-60	3"	On request					M80	A.2828.04	UNI 6125 3"	A.2808.04	NPT 3"	A.2818.04
PSF-8/A5	59-63	3"						M80	A.2828.05	UNI 6125 3"	A.2808.05	NPT 3"	A.2818.05
PSF-8/A6	63-67	3"						M80	A.2828.06	UNI 6125 3"	A.2808.06	NPT 3"	A.2818.06
PSF-8/A7	67-71	3"						M80	A.2828.07	UNI 6125 3"	A.2808.07	NPT 3"	A.2818.07

### Dimensions





## PSM

Single seal through “male-male” cable glands for unarmoured cable, suitable for assembling side by side 2 enclosures: Ex d/Ex d or Ex d/Ex e by adding a rigid or flexible conduit to the cable gland. Nickel-chrome plated brass, hexagon shaped, oil resistant anti-ageing EPDM gaskets.

PSM-... Series cable glands are used in classified area Zone 1 & 2 and Zone 21 & 22.

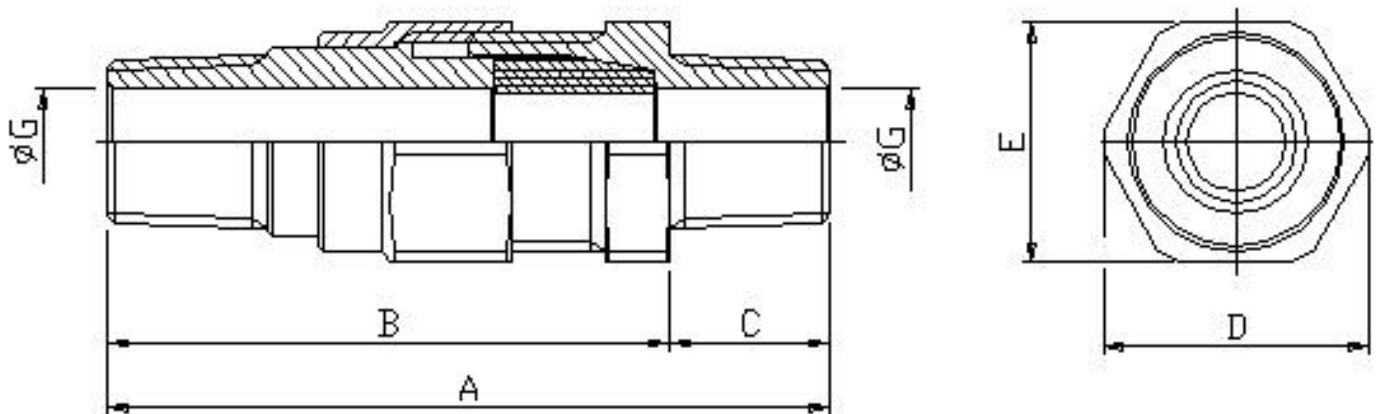
### Specifications

<b>Material</b>	Brass
<b>IP Rating</b>	IP66
<b>Temperature</b>	-50°C to 110°C
<b>Approvals</b>	
- Atex	INERIS 02ATEX0084
- GOST	GOST Certificate
<b>Standards</b>	EN/IEC: 60079-0, 60079-1, 60079-7 EN: 61241-0, 61241-1
<b>Ex-code</b>	⊕ II 2 GD or I M2 Ex d IIC / Ex e II / Ex d I Ex tD A21 IP66 According to European Directive 94/9/EC (ATEX) For Zone 1 / Zone 2, Zone 21 / Zone 22
<b>Gaskets</b>	EPDM
<b>Surface treatment</b>	Nickel-chrome Plated
<b>Thread</b>	ANSI B1.20.1 NPT (normally in stock): type number will assume the ending NPT Metric pitch 1.5 UNI 6125
<b>Version on Request</b>	Cable glands made of Stainless steel AISI 304: type number will assume the ending 304. Example PSM-1-A1/304 Cable glands made of Stainless steel AISI 316L: type number will assume the ending 316. Example PSM-1-A1/316 Cable glands Aluminium Anticorodal made (not suitable for Group I): The type number will assume the ending Al. Example PSM-1-A1/Al
<b>Accessories</b>	Rubber Shroud for cable glands protection
<b>Note</b>	<b>Free nipple is always UNI 6125 threaded</b>
<b>Note</b>	<b>The cable glands for armoured cables are suitable for armour thickness up to 1.25mm. Armours thicker than 1.26mm is available upon request</b>



Type	Cable overall diameter	Free nipple threading	Maximum o.d.					THREAD TYPE						
								Metric Pitch		UNI 6125		NPT		
			A	B	C	D	E	Size	Code	Size	Code	Size	Code	
PSM-1/A1	6-9	½"	90	70	20	33	30	M20		UNI 6125 ½"	A.2901.01	NPT ½"	A.2911.01	
PSM-1/A2	9-12	½"	90	70	20	33	30	M20		UNI 6125 ½"	A.2901.02	NPT ½"	A.2911.02	
PSM-2/A1	6-9	¾"	90	70	20	40	36	M25		UNI 6125 ¾"	A.2902.01	NPT ¾"	A.2912.01	
PSM-2/A2	9-12	¾"	90	70	20	40	36	M25		UNI 6125 ¾"	A.2902.02	NPT ¾"	A.2912.02	
PSM-2/A3	11-14	¾"	90	70	20	40	36	M25		UNI 6125 ¾"	A.2902.03	NPT ¾"	A.2912.03	
PSM-2/A4	14-17	¾"	90	70	20	40	36	M25		UNI 6125 ¾"	A.2902.04	NPT ¾"	A.2912.04	
PSM-3/A1	14-17	1"	104	79	25	49	44	M32		UNI 6125 1"	A.2903.01	NPT 1"	A.2913.01	
PSM-3/A2	17-20	1"	104	79	25	49	44	M32		UNI 6125 1"	A.2903.02	NPT 1"	A.2913.02	
PSM-3/A3	20-23	1"	104	79	25	49	44	M32		UNI 6125 1"	A.2903.03	NPT 1"	A.2913.03	
PSM-5/A2	23-26	1 ½"	104	79	25	65	58	M50		UNI 6125 1 ½"	A.2905.02	NPT 1 ½"	A.2915.02	
PSM-5/A3	26-29	1 ½"	104	79	25	65	58	M50		UNI 6125 1 ½"	A.2905.03	NPT 1 ½"	A.2915.03	
PSM-5/A4	29-32	1 ½"	104	79	25	65	58	M50		UNI 6125 1 ½"	A.2905.04	NPT 1 ½"	A.2915.04	
PSM-5/A5	32-36	1 ½"	104	79	25	65	58	M50		UNI 6125 1 ½"	A.2905.05	NPT 1 ½"	A.2915.05	
PSM-6/A2	36-39	2"	On request					M63		UNI 6125 2"	A.2906.02	NPT 2"	A.2916.02	
PSM-6/A3	39-42	2"						M63		UNI 6125 2"	A.2906.03	NPT 2"	A.2916.03	
PSM-6/A4	42-46	2"						M63		UNI 6125 2"	A.2906.04	NPT 2"	A.2916.04	
PSM-7/A2	44-48	2 ½"	On request					M75		UNI 6125 2 ½"	A.2907.02	NPT 2 ½"	A.2917.02	
PSM-7/A3	48-52	2 ½"						M75		UNI 6125 2 ½"	A.2907.03	NPT 2 ½"	A.2917.03	
PSM-7/A4	52-56	2 ½"						M75		UNI 6125 2 ½"	A.2907.04	NPT 2 ½"	A.2917.04	
PSM-7/A5	56-60	2 ½"						M75		UNI 6125 2 ½"	A.2907.05	NPT 2 ½"	A.2917.05	
PSM-8/A4	56-60	3"	On request					M80		UNI 6125 3"	A.2908.04	NPT 3"	A.2918.04	
PSM-8/A5	59-63	3"						M80		UNI 6125 3"	A.2908.05	NPT 3"	A.2918.05	
PSM-8/A6	63-67	3"						M80		UNI 6125 3"	A.2908.06	NPT 3"	A.2918.06	
PSM-8/A7	67-71	3"						M80		UNI 6125 3"	A.2908.07	NPT 3"	A.2918.07	

### Dimensions





## PBD

Double seal cable glands for lead sheath unarmoured cable. It guarantees earth continuity between enclosure and armour/lead sheet in the gland. Nickel-chrome plated brass, hexagon shaped, oil resistant anti-ageing EPDM gaskets.

PDB-... Series cable glands are used in classified area Zone 1 & 2 and Zone 21 & 22.

### Specifications

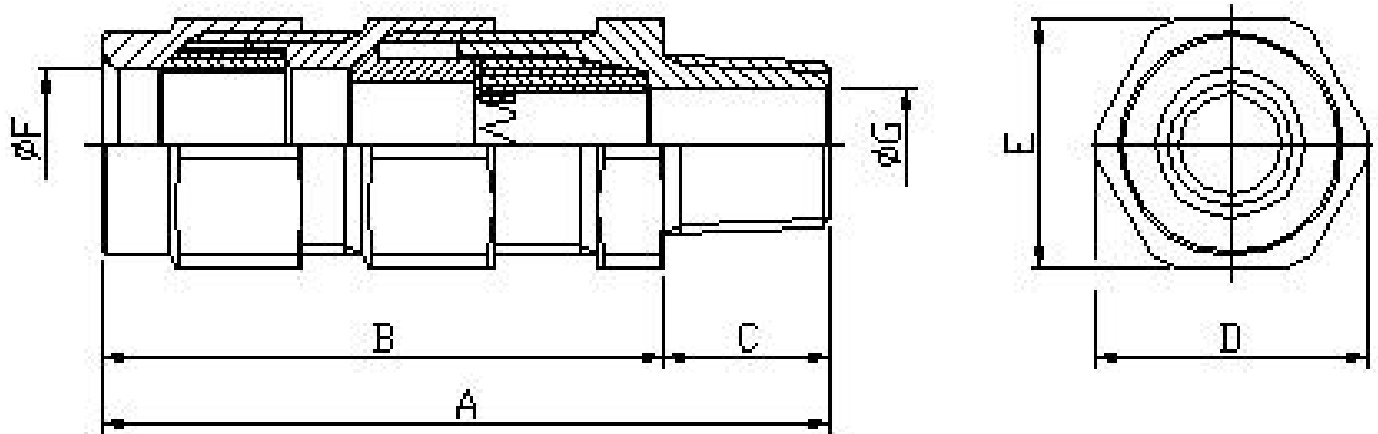
<b>Material</b>	Brass
<b>IP Rating</b>	IP66
<b>Temperature</b>	-50°C to 110°C
<b>Certification &amp; Approvals</b>	EC-Type Examination Certificate INERIS 02ATEX0084 GOST Certificate
<b>Standards</b>	EN/IEC: 60079-0, 60079-1, 60079-7 EN: 61241-0, 61241-1
<b>Ex-code</b>	Ⓔ II 2 GD or I M2 Ex d IIC / Ex e II / Ex d I Ex tD A21 IP66 According to European Directive 94/9/EC (ATEX) For Zone 1 / Zone 2, Zone 21 / Zone 22
<b>Gaskets</b>	EPDM
<b>Surface treatment</b>	Nickel-chrome Plated
<b>Thread</b>	ANSI B1.20.1 NPT (normally in stock): type number will assume the ending NPT Metric pitch 1.5 UNI 6125
<b>Version on Request</b>	Cable glands made of Stainless steel AISI 304: type number will assume the ending 304. Example PBD-1-A1/304 Cable glands made of Stainless steel AISI 316L: type number will assume the ending 316. Example PBD-1-A1/316 Cable glands Aluminium Anticorodal made (not suitable for Group I): The type number will assume the ending Al. Example PBD-1-A1/Al
<b>Accessories</b>	Rubber Shroud for cable glands protection





Type	Cable overall diameter (2nd insulation)	Cable overall diameter (1st insulation)	Maximum o.d.					THREAD TYPE						
								Metric Pitch		UNI 6125		NPT		
			A	B	C	D	E	Size	Code	Size	Code	Size	Code	
PBD-1/A1B1	8-11	18	85	65	20	33	30	M20	A.5021.01	Uni 6125 1/2"	A.5001.01	NPT 1/2"	A.5011.01	
PBD-1/A1B2	11-14	18	85	65	20	33	30	M20	A.5021.02	Uni 6125 1/2"	A.5001.02	NPT 1/2"	A.5011.02	
PBD-1/A2B3	14-17	18	85	65	20	33	30	M20	A.5021.03	Uni 6125 1/2"	A.5001.03	NPT 1/2"	A.5011.03	
PBD-2/A1B1	14-17	24	85	65	20	33	36	M25	A.5022.01	Uni 6125 3/4"	A.5002.01	NPT 3/4"	A.5012.01	
PBD-2/A2B1	14-17	24	85	65	20	33	36	M25	A.5022.02	Uni 6125 3/4"	A.5002.02	NPT 3/4"	A.5012.02	
PBD-2/A3B2	17-20	24	85	65	20	33	36	M25	A.5022.03	Uni 6125 3/4"	A.5002.03	NPT 3/4"	A.5012.03	
PBD-2/A4B3	20-23	24	85	65	20	33	36	M25	A.5022.04	Uni 6125 3/4"	A.5002.04	NPT 3/4"	A.5012.04	
PBD-3/A1B1	20-23	30	93	68	25	49	44	M32	A.5023.01	Uni 6125 1"	A.5003.01	NPT 1"	A.5013.01	
PBD-3/A2B2	23-26	30	93	68	25	49	44	M32	A.5023.02	Uni 6125 1"	A.5003.02	NPT 1"	A.5013.02	
PBD-3/A3B3	26-29	30	93	68	25	49	44	M32	A.5023.03	Uni 6125 1"	A.5003.03	NPT 1"	A.5013.03	
PBD-5/A2B2	29-32	43	93	68	25	62	56	M50	A.5025.02	Uni 6125 1 1/2"	A.5005.02	NPT 1 1/2"	A.5015.02	
PBD-5/A3B3	32-36	43	93	68	25	62	56	M50	A.5025.03	Uni 6125 1 1/2"	A.5005.03	NPT 1 1/2"	A.5015.03	
PBD-5/A4B4	36-39	43	93	68	25	62	56	M50	A.5025.04	Uni 6125 1 1/2"	A.5005.04	NPT 1 1/2"	A.5015.04	
PBD-5/A5B5	39-42	43	93	68	25	62	56	M50	A.5025.05	Uni 6125 1 1/2"	A.5005.05	NPT 1 1/2"	A.5015.05	
PBD-6/A2B2	44-48	57	95	71	25	78	70	M63	A.5026.02	Uni 6125 2"	A.5006.02	NPT 2"	A.5016.02	
PBD-6/A3B3	48-52	57	95	71	25	78	70	M63	A.5026.03	Uni 6125 2"	A.5006.03	NPT 2"	A.5016.03	
PBD-6/A4B4	52-56	57	95	71	25	78	70	M63	A.5026.04	Uni 6125 2"	A.5006.04	NPT 2"	A.5016.04	
PBD-7/A2B2	55-59	69	100	71	32	92	83	M75	A.5027.02	Uni 6125 2 1/2"	A.5007.02	NPT 2 1/2"	A.5017.02	
PBD-7/A3B3	59-63	69	100	71	32	92	83	M75	A.5027.03	Uni 6125 2 1/2"	A.5007.03	NPT 2 1/2"	A.5017.03	
PBD-7/A4B4	63-67	69	100	71	32	92	83	M75	A.5027.04	Uni 6125 2 1/2"	A.5007.04	NPT 2 1/2"	A.5017.04	
PBD-7/A5B4	63-67	69	100	71	32	92	83	M75	A.5027.05	Uni 6125 2 1/2"	A.5007.05	NPT 2 1/2"	A.5017.05	
PBD-8/A4B4	63-67	79	100	71	32	103	93	M80	A.5028.04	Uni 6125 3"	A.5008.04	NPT 3"	A.5018.04	
PBD-8/A5B5	65-69	79	100	71	32	103	93	M80	A.5028.05	Uni 6125 3"	A.5008.05	NPT 3"	A.5018.05	
PBD-8/A6B6	69-73	79	100	71	32	103	93	M80	A.5028.06	Uni 6125 3"	A.5008.06	NPT 3"	A.5018.06	
PBD-8/A7B7	73-77	79	100	71	32	103	93	M80	A.5028.07	Uni 6125 3"	A.5008.07	NPT 3"	A.5018.07	

### Dimensions



## PBS

Single seal cable glands for lead sheath unarmoured cable. It guarantees earth continuity between enclosure and armour/lead sheet in the gland. Nickel-chrome plated brass, hexagon shaped, oil resistant anti-ageing EPDM gaskets.

PBS-... Series cable glands are used in classified area Zone 1 & 2 and Zone 21 & 22.

### Specifications

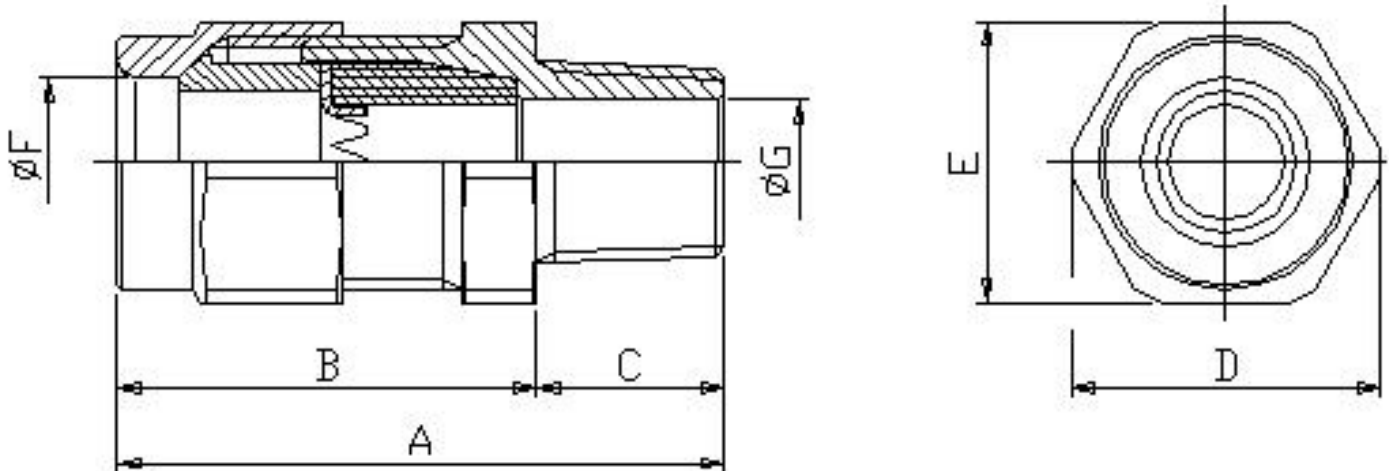
<b>Material</b>	Brass
<b>IP Rating</b>	IP66
<b>Temperature</b>	-50°C to 110°C
<b>Approvals</b>	
- Atex	INERIS 02ATEX0084
- GOST	GOST Certificate
<b>Standards</b>	EN/IEC: 60079-0, 60079-1, 60079-7 EN: 61241-0, 61241-1
<b>Ex-code</b>	⊕ II 2 GD or I M2 Ex d IIC / Ex e II / Ex d I Ex tD A21 IP66 According to European Directive 94/9/EC (ATEX) For Zone 1 / Zone 2, Zone 21 / Zone 22
<b>Gaskets</b>	EPDM
<b>Surface treatment</b>	Nickel-chrome Plated
<b>Thread</b>	ANSI B1.20.1 NPT (normally in stock): type number will assume the ending NPT Metric pitch 1.5 UNI 6125
<b>Version on Request</b>	Cable glands made of Stainless steel AISI 304: type number will assume the ending 304. Example PBS-1-A1/304 Cable glands made of Stainless steel AISI 316L: type number will assume the ending 316. Example PBS-1-A1/316 Cable glands Aluminium Anticorodal made (not suitable for Group I): The type number will assume the ending AI. Example PBS-1-A1/AI
<b>Accessories</b>	Rubber Shroud for cable glands protection





Type	Cable under armour (inner seal)	Ø External cable	Maximum o.d.					THREAD TYPE						
								Metric Pitch		UNI 6125		NPT		
			F	A	B	C	D	E	Size	Code	Size	Code	Size	Code
PBS-1/A1	6-9	18	62	42	20	33	30	Metrico M20	A.1891.01	UNI 6125 ½"	A.1871.01	NPT 1/2"	A.1881.01	
PBS-1/A2	9-12	18	62	42	20	33	30	Metrico M20	A.1891.02	UNI 6125 ½"	A.1871.02	NPT 1/2"	A.1881.02	
PBS-2/A1	6-9	24	62	42	20	40	36	Metrico M25	A.1892.01	UNI 6125 ¾"	A.1872.01	NPT ¾"	A.1882.01	
PBS-2/A2	9-12	24	62	42	20	40	36	Metrico M25	A.1892.02	UNI 6125 ¾"	A.1872.02	NPT ¾"	A.1882.02	
PBS-2/A3	11-14	24	62	42	20	40	36	Metrico M25	A.1892.03	UNI 6125 ¾"	A.1872.03	NPT ¾"	A.1882.03	
PBS-2/A4	14-17	24	62	42	20	40	36	Metrico M25	A.1892.04	UNI 6125 ¾"	A.1872.04	NPT ¾"	A.1882.04	
PBS-3/A1	14-17	30	70	45	25	49	44	Metrico M32	A.1893.01	UNI 6125 1"	A.1873.01	NPT 1"	A.1883.01	
PBS-3/A2	17-20	30	70	45	25	49	44	Metrico M32	A.1893.02	UNI 6125 1"	A.1873.02	NPT 1"	A.1883.02	
PBS-3/A3	20-23	30	70	45	25	49	44	Metrico M32	A.1893.03	UNI 6125 1"	A.1873.03	NPT 1"	A.1883.03	
PBS-5/A2	23-26	43	70	45	25	62	56	Metrico M50	A.1895.02	UNI 6125 1 1/2"	A.1875.02	NPT 1 1/2"	A.1885.02	
PBS-5/A3	26-29	43	70	45	25	62	56	Metrico M50	A.1895.03	UNI 6125 1 1/2"	A.1875.03	NPT 1 1/2"	A.1885.03	
PBS-5/A4	29-32	43	70	45	25	62	56	Metrico M50	A.1895.04	UNI 6125 1 1/2"	A.1875.04	NPT 1 1/2"	A.1885.04	
PBS-5/A5	32-36	43	70	45	25	62	56	Metrico M50	A.1895.05	UNI 6125 1 1/2"	A.1875.05	NPT 1 1/2"	A.1885.05	
PBS-6/A2	36-39	57	72	46	25	78	70	Metrico M63	A.1896.02	UNI 6125 2"	A.1876.02	NPT 2"	A.1886.02	
PBS-6/A3	39-42	57	72	46	25	78	70	Metrico M63	A.1896.03	UNI 6125 2"	A.1876.03	NPT 2"	A.1886.03	
PBS-6/A4	42-46	57	72	46	25	78	70	Metrico M63	A.1896.04	UNI 6125 2"	A.1876.04	NPT 2"	A.1886.04	
PBS-7/A2	44-48	69	78	46	25	78	70	Metrico M75	A.1897.02	UNI 6125 2 1/2"	A.1877.02	NPT 2 1/2"	A.1887.02	
PBS-7/A3	48-52	69	78	46	25	78	70	Metrico M75	A.1897.03	UNI 6125 2 1/2"	A.1877.03	NPT 2 1/2"	A.1887.03	
PBS-7/A4	52-56	69	78	46	25	78	70	Metrico M75	A.1897.04	UNI 6125 2 1/2"	A.1877.04	NPT 2 1/2"	A.1887.04	
PBS-7/A5	56-60	69	78	46	25	78	70	Metrico M75	A.1897.05	UNI 6125 2 1/2"	A.1877.05	NPT 2 1/2"	A.1887.05	
PBS-8/A4	56-60	79	78	46	32	103	93	Metrico M80	A.1898.04	UNI 6125 3"	A.1878.04	NPT 3"	A.1888.04	
PBS-8/A5	59-63	79	78	46	32	103	93	Metrico M80	A.1898.05	UNI 6125 3"	A.1878.05	NPT 3"	A.1888.05	
PBS-8/A6	63-67	79	78	46	32	103	93	Metrico M80	A.1898.06	UNI 6125 3"	A.1878.06	NPT 3"	A.1888.06	
PBS-8/A7	67-71	79	78	46	32	103	93	Metrico M80	A.1898.07	UNI 6125 3"	A.1878.07	NPT 3"	A.1888.07	

### Dimensions



## PDB

Double seal cable glands for lead sheath armoured cable. It guarantees earth continuity between enclosure and armour/lead sheet in the gland. Nickel-chrome plated brass, hexagon shaped, oil resistant anti-ageing EPDM gaskets.

PDB-... Series cable glands are used in classified area Zone 1 & 2 and Zone 21 & 22.

### Specifications

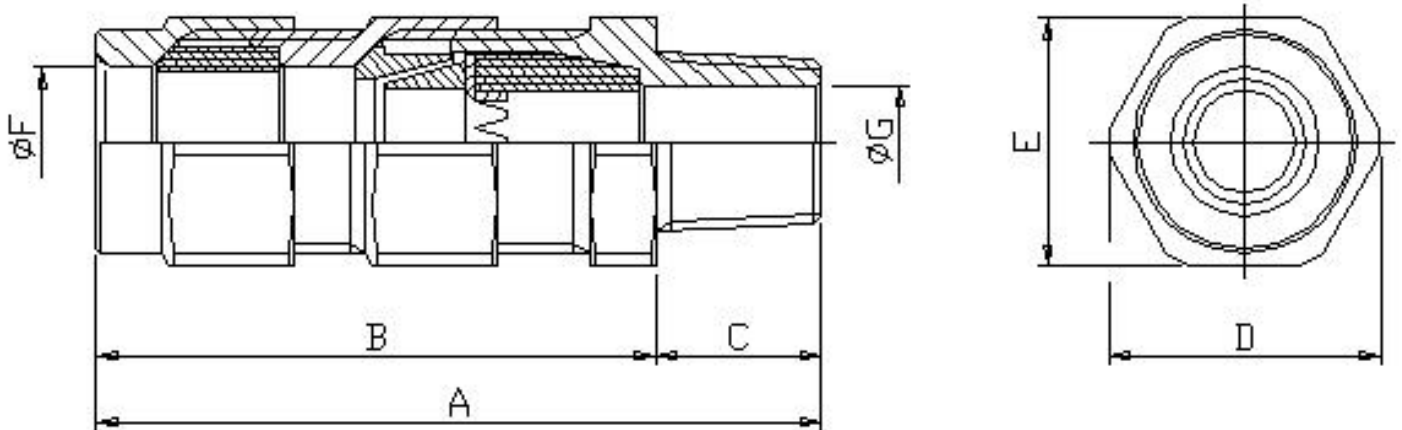
<b>Material</b>	Brass
<b>IP Rating</b>	IP66
<b>Temperature</b>	-50°C to 110°C
<b>Approvals</b>	
- ATEX	INERIS 02ATEX0084
- GOST	GOST Certificate
<b>Standards</b>	EN/IEC: 60079-0, 60079-1, 60079-7 EN: 61241-0, 61241-1
<b>Ex-code</b>	⊕ II 2 GD or I M2 Ex d IIC / Ex e II / Ex d I Ex tD A21 IP66 According to European Directive 94/9/EC (ATEX) For Zone 1 / Zone 2, Zone 21 / Zone 22
<b>Gaskets</b>	EPDM
<b>Surface treatment</b>	Nickel-chrome Plated
<b>Thread</b>	ANSI B1.20.1 NPT (normally in stock): type number will assume the ending NPT Metric pitch 1.5 UNI 6125
<b>Version on Request</b>	Cable glands made of Stainless steel AISI 304: type number will assume the ending 304. Example PDB-1-A1/304 Cable glands made of Stainless steel AISI 316L: type number will assume the ending 316. Example PDB-1-A1/316 Cable glands Aluminium Anticorodal made (not suitable for Group I): The type number will assume the ending Al. Example PDB-1-A1/Al
<b>Accessories</b>	Rubber Shroud for cable glands protection
<b>Note</b>	<b>All cable glands of a.m. series will be supplied with armouring-ring and cone nickel-chrome plated brass made (if not differently specified in offer or in order acknowledgment)</b>





Type	Cable under armour (inner seal)	Cable overall diameter (outer seal)	Ø External cable	Maximum o.d.					THREAD TYPE					
									Metric Pitch		UNI 6125		NPT	
				F	A	B	C	D	E	Size	Code	Size	Code	Size
PDB-1/A1B1	6-9	8-11	18	85	65	20	33	30	M20	A.1831.01	Uni 6125 ½"	A.1811.01	NPT ½"	A.1821.01
PDB-1/A1B2	6-9	11-14	18	85	65	20	33	30	M20	A.1831.02	Uni 6125 ½"	A.1811.02	NPT ½"	A.1821.02
PDB-1/A2B3	9-12	14-17	18	85	65	20	33	30	M20	A.1831.03	Uni 6125 ½"	A.1811.03	NPT ½"	A.1821.03
PDB-2/A1B1	6-9	14-17	24	85	65	20	33	36	M25	A.1832.01	Uni 6125 ¾"	A.1812.01	NPT ¾"	A.1822.01
PDB-2/A2B1	9-12	14-17	24	85	65	20	33	36	M25	A.1832.02	Uni 6125 ¾"	A.1812.02	NPT ¾"	A.1822.02
PDB-2/A3B2	11-14	17-20	24	85	65	20	33	36	M25	A.1832.03	Uni 6125 ¾"	A.1812.03	NPT ¾"	A.1822.03
PDB-2/A4B3	14-17	20-23	24	85	65	20	33	36	M25	A.1832.04	Uni 6125 ¾"	A.1812.04	NPT ¾"	A.1822.04
PDB-3/A1B1	14-17	20-23	30	93	68	25	49	44	M32	A.1833.01	Uni 6125 1"	A.1813.01	NPT 1"	A.1823.01
PDB-3/A2B2	17-20	23-26	30	93	68	25	49	44	M32	A.1833.02	Uni 6125 1"	A.1813.02	NPT 1"	A.1823.02
PDB-3/A3B3	20-23	26-29	30	93	68	25	49	44	M32	A.1833.03	Uni 6125 1"	A.1813.03	NPT 1"	A.1823.03
PDB-5/A2B2	23-26	29-32	43	93	68	25	62	56	M50	A.1835.02	Uni 6125 1 1/2"	A.1815.02	NPT 1 1/2"	A.1825.02
PDB-5/A3B3	26-29	32-36	43	93	68	25	62	56	M50	A.1835.03	Uni 6125 1 1/2"	A.1815.03	NPT 1 1/2"	A.1825.03
PDB-5/A4B4	29-32	36-39	43	93	68	25	62	56	M50	A.1835.04	Uni 6125 1 1/2"	A.1815.04	NPT 1 1/2"	A.1825.04
PDB-5/A5B5	32-36	39-42	43	93	68	25	62	56	M50	A.1835.05	Uni 6125 1 1/2"	A.1815.05	NPT 1 1/2"	A.1825.05
PDB-6/A2B2	36-39	44-48	57	95	71	25	78	70	M63	A.1836.02	Uni 6125 2"	A.1816.02	NPT 2"	A.1826.02
PDB-6/A3B3	39-42	48-52	57	95	71	25	78	70	M63	A.1836.03	Uni 6125 2"	A.1816.03	NPT 2"	A.1826.03
PDB-6/A4B4	42-46	52-56	57	95	71	25	78	70	M63	A.1836.04	Uni 6125 2"	A.1816.04	NPT 2"	A.1826.04
PDB-7/A2B2	44-48	55-59	69	100	71	32	92	83	M75	A.1837.02	Uni 6125 2 1/2"	A.1817.02	NPT 2 1/2"	A.1827.02
PDB-7/A3B3	48-52	59-63	69	100	71	32	92	83	M75	A.1837.03	Uni 6125 2 1/2"	A.1817.03	NPT 2 1/2"	A.1827.03
PDB-7/A4B4	52-56	63-67	69	100	71	32	92	83	M75	A.1837.04	Uni 6125 2 1/2"	A.1817.04	NPT 2 1/2"	A.1827.04
PDB-7/A5B4	56-60	63-67	69	100	71	32	92	83	M75	A.1837.05	Uni 6125 2 1/2"	A.1817.05	NPT 2 1/2"	A.1827.05
PDB-8/A4B4	56-60	63-67	79	100	71	32	103	93	M80	A.1838.04	Uni 6125 3"	A.1818.04	NPT 3"	A.1828.04
PDB-8/A5B5	59-63	65-69	79	100	71	32	103	93	M80	A.1838.05	Uni 6125 3"	A.1818.05	NPT 3"	A.1828.05
PDB-8/A6B6	63-67	69-73	79	100	71	32	103	93	M80	A.1838.06	Uni 6125 3"	A.1818.06	NPT 3"	A.1828.06
PDB-8/A7B7	67-71	73-77	79	100	71	32	103	93	M80	A.1838.07	Uni 6125 3"	A.1818.07	NPT 3"	A.1828.07

### Dimensions





## PSB

Single seal cable glands for lead sheath armoured cables. It guarantees earth continuity between enclosure and armour/lead sheet in the gland. Nickel-chrome plated brass, hexagon shaped, oil resistant anti-ageing EPDM gaskets.

PSB-... Series cable glands are used in classified area Zone 1 & 2 and Zone 21 & 22.

### Specifications

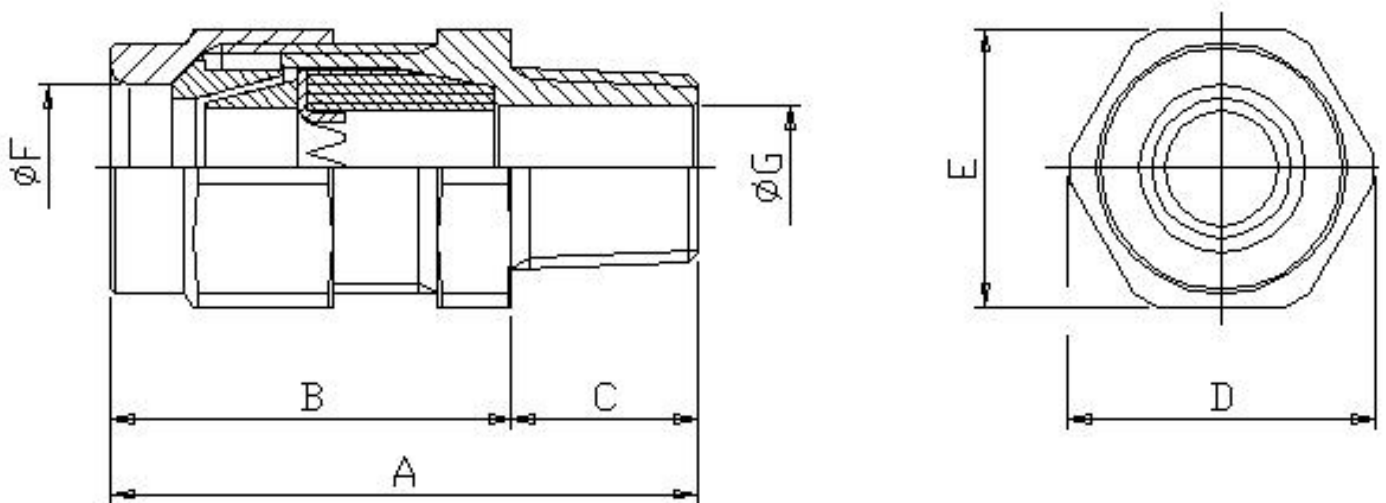
<b>Material</b>	Brass
<b>IP Rating</b>	IP66
<b>Temperature</b>	-50°C to 110°C
<b>Approvals</b>	
- Atex	INERIS 02ATEX0084
- GOST	GOST Certificate
<b>Standards</b>	EN/IEC: 60079-0, 60079-1, 60079-7 EN: 61241-0, 61241-1
<b>Ex-code</b>	Ⓔ II 2 GD or I M2 Ex d IIC / Ex e II / Ex d I Ex tD A21 IP66 According to European Directive 94/9/EC (ATEX) For Zone 1 / Zone 2, Zone 21 / Zone 22
<b>Gaskets</b>	EPDM
<b>Surface treatment</b>	Nickel-chrome Plated
<b>Thread</b>	ANSI B1.20.1 NPT (normally in stock): type number will assume the ending NPT Metric pitch 1.5 UNI 6125
<b>Version on Request</b>	Cable glands made of Stainless steel AISI 304: type number will assume the ending 304. Example PSB-1-A1/304 Cable glands made of Stainless steel AISI 316L: type number will assume the ending 316. Example PSB-1-A1/316 Cable glands Aluminium Anticorodal made (not suitable for Group I): The type number will assume the ending Al. Example PSB-1-A1/Al
<b>Accessories</b>	Rubber Shroud for cable glands protection
<b>Note</b>	<b>All cable glands of a.m. series will be supplied with armouring-ring and cone nickel-chrome plated brass made (if not differently specified in offer or in order acknowledgment)</b>





Type	Cable under armour (inner seal)	Ø External cable	Maximum o.d.					THREAD TYPE					
								Metric Pitch		UNI 6125		NPT	
			F	A	B	C	D	E	Size	Code	Size	Code	Size
PSB-1/A1	6-9	18	62	42	20	33	30	M20	A.5121.01	UNI 6125 1/2"	A.5101.01	NPT 1/2"	A.5111.01
PSB-1/A2	9-12	18	62	42	20	33	30	M20	A.5121.02	UNI 6125 1/2"	A.5101.02	NPT 1/2"	A.5111.02
PSB-2/A1	6-9	24	62	42	20	40	36	M25	A.5122.01	UNI 6125 3/4"	A.5102.01	NPT 3/4"	A.5112.01
PSB-2/A2	9-12	24	62	42	20	40	36	M25	A.5122.02	UNI 6125 3/4"	A.5102.02	NPT 3/4"	A.5112.02
PSB-2/A3	11-14	24	62	42	20	40	36	M25	A.5122.03	UNI 6125 3/4"	A.5102.03	NPT 3/4"	A.5112.03
PSB-2/A4	14-17	24	62	42	20	40	36	M25	A.5122.04	UNI 6125 3/4"	A.5102.04	NPT 3/4"	A.5112.04
PSB-3/A1	14-17	30	70	45	25	49	44	M32	A.5123.01	UNI 6125 1"	A.5103.01	NPT 1"	A.5113.01
PSB-3/A2	17-20	30	70	45	25	49	44	M32	A.5123.02	UNI 6125 1"	A.5103.02	NPT 1"	A.5113.02
PSB-3/A3	20-23	30	70	45	25	49	44	M32	A.5123.03	UNI 6125 1"	A.5103.03	NPT 1"	A.5113.03
PSB-5/A2	23-26	43	70	45	25	49	44	M50	A.5125.02	UNI 6125 1 1/2"	A.5105.02	NPT 1 1/2"	A.5115.02
PSB-5/A3	26-29	43	70	45	25	49	44	M50	A.5125.03	UNI 6125 1 1/2"	A.5105.03	NPT 1 1/2"	A.5115.03
PSB-5/A4	29-32	43	70	45	25	49	44	M50	A.5125.04	UNI 6125 1 1/2"	A.5105.04	NPT 1 1/2"	A.5115.04
PSB-5/A5	32-36	43	70	45	25	49	44	M50	A.5125.05	UNI 6125 1 1/2"	A.5105.05	NPT 1 1/2"	A.5115.05
PSB-6/A2	36-39	57	72	46	25	78	70	M63	A.5126.02	UNI 6125 2"	A.5106.02	NPT 2"	A.5116.02
PSB-6/A3	39-42	57	72	46	25	78	70	M63	A.5126.03	UNI 6125 2"	A.5106.03	NPT 2"	A.5116.03
PSB-6/A4	42-46	57	72	46	25	78	70	M63	A.5126.04	UNI 6125 2"	A.5106.04	NPT 2"	A.5116.04
PSB-7/A2	44-48	69	78	46	32	92	83	M75	A.5127.02	UNI 6125 2 1/2"	A.5107.02	NPT 2 1/2"	A.5117.02
PSB-7/A3	48-52	69	78	46	32	92	83	M75	A.5127.03	UNI 6125 2 1/2"	A.5107.03	NPT 2 1/2"	A.5117.03
PSB-7/A4	52-56	69	78	46	32	92	83	M75	A.5127.04	UNI 6125 2 1/2"	A.5107.04	NPT 2 1/2"	A.5117.04
PSB-7/A5	56-60	69	78	46	32	92	83	M75	A.5127.05	UNI 6125 2 1/2"	A.5107.05	NPT 2 1/2"	A.5117.05
PSB-8/A4	56-60	79	78	46	32	103	93	M80	A.5128.04	UNI 6125 3"	A.5108.04	NPT 3"	A.5118.04
PSB-8/A5	59-63	79	78	46	32	103	93	M80	A.5128.05	UNI 6125 3"	A.5108.05	NPT 3"	A.5118.05
PSB-8/A6	63-67	79	78	46	32	103	93	M80	A.5128.06	UNI 6125 3"	A.5108.06	NPT 3"	A.5118.06
PSB-8/A7	67-71	79	78	46	32	103	93	M80	A.5128.07	UNI 6125 3"	A.5108.07	NPT 3"	A.5118.07

### Dimensions



## PBAX

Single seal barrier cable glands, suitable for armoured cables. Nickel-chrome plated brass, hexagon shaped, oil resistant anti-ageing EPDM gaskets.

PBAX is a barrier cable gland with sealing compound in a separate kit. PBAX-... Series cable glands are used in classified area Zone 1 & 2 and Zone 21 & 22.

### Specifications

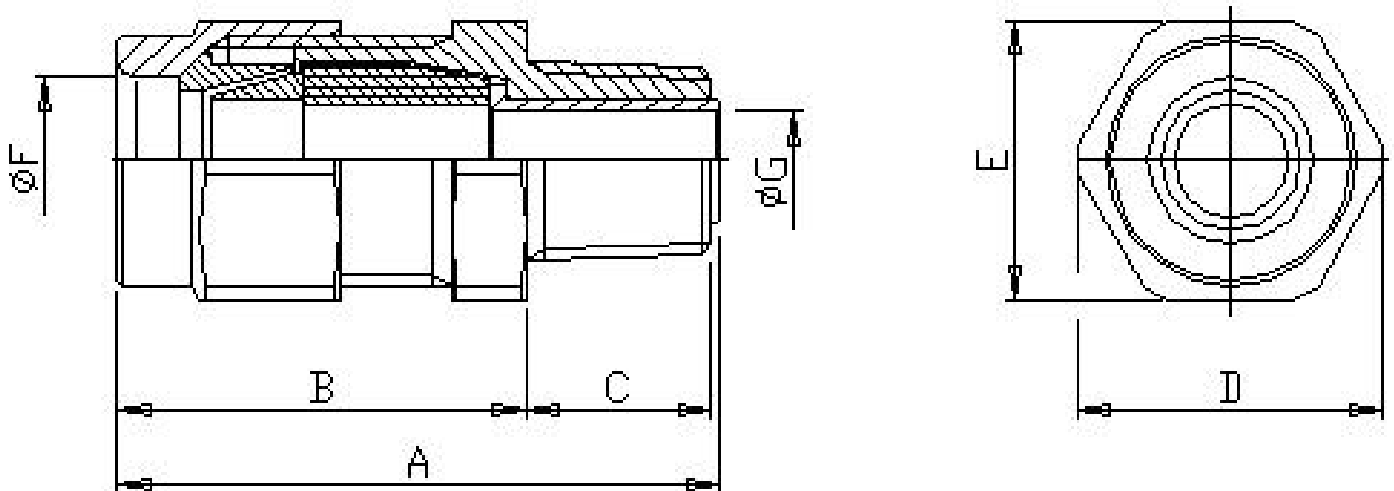
<b>Material</b>	Brass
<b>IP Rating</b>	IP66
<b>Temperature</b>	-50°C to 110°C
<b>Approvals</b>	
- ATEX	INERIS 02ATEX0084
- GOST	GOST Certificate
<b>Standards</b>	EN/IEC: 60079-0, 60079-1, 60079-7 EN: 61241-0, 61241-1
<b>Ex-code</b>	⊕ II 2 GD or I M2 Ex d IIC / Ex e II / Ex d I Ex tD A21 IP66 According to European Directive 94/9/EC (ATEX) For Zone 1 / Zone 2, Zone 21 / Zone 22
<b>Gaskets</b>	EPDM
<b>Surface treatment</b>	Nickel-chrome Plated
<b>Thread</b>	ANSI B1.20.1 NPT (normally in stock): type number will assume the ending NPT Metric pitch 1.5 UNI 6125
<b>Version on Request</b>	Cable glands made of Stainless steel AISI 304: type number will assume the ending 304. Example PBAX-1-A1/304 Cable glands made of Stainless steel AISI 316L: type number will assume the ending 316. Example PBAX-1-A1/316 Cable glands Aluminium Anticorodal made (not suitable for Group I): type number will assume the ending Al. Example PBAX-1-A1/Al
<b>Accessories</b>	Sealing compound in separate kit. With one 200 ml. cartridge can be sealed between 30 to 35 cable glands "barrier type" size 1 to 3. Rubber Shroud for cable glands protection
<b>Note</b>	<b>All cable glands of a.m. series will be supplied with armouring-ring and cone nickel-chrome plated brass made (if not differently specified in offer or in order acknowledgment)</b>
<b>Note</b>	<b>The cable glands for armoured cables are suitable for armour thickness up to 1.25mm. Armours thicker than 1.26mm is available upon request</b>





Type	Cable under armour (inner seal)	Ø External cable	Maximum o.d.					THREAD TYPE					
								Metric Pitch		UNI 6125		NPT	
			F	A	B	C	D	E	Size	Code	Size	Code	Size
PBAX-1/A1	6-9	18	62	42	20	33	30	M20	A.5321.01	UNI 6125 ½"	A.5301.01	NPT 1/2"	A.5311.01
PBAX-1/A2	9-12	18	62	42	20	33	30	M20	A.5321.02	UNI 6125 ½"	A.5301.02	NPT 1/2"	A.5311.02
PBAX-2/A1	6-9	24	62	42	20	40	36	M25	A.5322.01	UNI 6125 ¾"	A.5302.01	NPT ¾"	A.5312.01
PBAX-2/A2	9-12	24	62	42	20	40	36	M25	A.5322.02	UNI 6125 ¾"	A.5302.02	NPT ¾"	A.5312.02
PBAX-2/A3	11-14	24	62	42	20	40	36	M25	A.5322.03	UNI 6125 ¾"	A.5302.03	NPT ¾"	A.5312.03
PBAX-2/A4	14-17	24	62	42	20	40	36	M25	A.5322.04	UNI 6125 ¾"	A.5302.04	NPT ¾"	A.5312.04
PBAX-3/A1	14-17	30	70	45	25	49	44	M32	A.5323.01	UNI 6125 1"	A.5303.01	NPT 1"	A.5313.01
PBAX-3/A2	17-20	30	70	45	25	49	44	M32	A.5323.02	UNI 6125 1"	A.5303.02	NPT 1"	A.5313.02
PBAX-3/A3	20-23	30	70	45	25	49	44	M32	A.5323.03	UNI 6125 1"	A.5303.03	NPT 1"	A.5313.03
PBAX-5/A2	23-26	43	70	45	25	62	56	M50	A.5325.02	UNI 6125 1 1/2"	A.5305.02	NPT 1 1/2"	A.5315.02
PBAX-5/A3	26-29	43	70	45	25	62	56	M50	A.5325.03	UNI 6125 1 1/2"	A.5305.03	NPT 1 1/2"	A.5315.03
PBAX-5/A4	29-32	43	70	45	25	62	56	M50	A.5325.04	UNI 6125 1 1/2"	A.5305.04	NPT 1 1/2"	A.5315.04
PBAX-5/A5	32-36	43	70	45	25	62	56	M50	A.5325.05	UNI 6125 1 1/2"	A.5305.05	NPT 1 1/2"	A.5315.05
PBAX-6/A2	36-39	57	72	46	25	78	70	M63	A.5326.02	UNI 6125 2"	A.5306.02	NPT 2"	A.5316.02
PBAX-6/A3	39-42	57	72	46	25	78	70	M63	A.5326.03	UNI 6125 2"	A.5306.03	NPT 2"	A.5316.03
PBAX-6/A4	42-46	57	72	46	25	78	70	M63	A.5326.04	UNI 6125 2"	A.5306.04	NPT 2"	A.5316.04
PBAX-7/A2	44-48	69	78	46	25	78	70	M75	A.5327.02	UNI 6125 2 1/2"	A.5307.02	NPT 2 1/2"	A.5317.02
PBAX-7/A3	48-52	69	78	46	25	78	70	M75	A.5327.03	UNI 6125 2 1/2"	A.5307.03	NPT 2 1/2"	A.5317.03
PBAX-7/A4	52-56	69	78	46	25	78	70	M75	A.5327.04	UNI 6125 2 1/2"	A.5307.04	NPT 2 1/2"	A.5317.04
PBAX-7/A5	56-60	69	78	46	25	78	70	M75	A.5327.05	UNI 6125 2 1/2"	A.5307.05	NPT 2 1/2"	A.5317.05
PBAX-8/A4	56-60	79	78	46	32	103	93	M80	A.5328.04	UNI 6125 3"	A.5308.04	NPT 3"	A.5318.04
PBAX-8/A5	59-63	79	78	46	32	103	93	M80	A.5328.05	UNI 6125 3"	A.5308.05	NPT 3"	A.5318.05
PBAX-8/A6	63-67	79	78	46	32	103	93	M80	A.5328.06	UNI 6125 3"	A.5308.06	NPT 3"	A.5318.06
PBAX-8/A7	67-71	79	78	46	32	103	93	M80	A.5328.07	UNI 6125 3"	A.5308.07	NPT 3"	A.5318.07

### Dimensions



### PND

Double seal cable glands, suitable for unarmoured cables. Nickel-chrome plated brass, hexagon shaped, oil resistant anti-ageing EPDM gaskets.

PND-... Series cable glands are used in classified area Zone 1 & 2 and Zone 21 & 22.

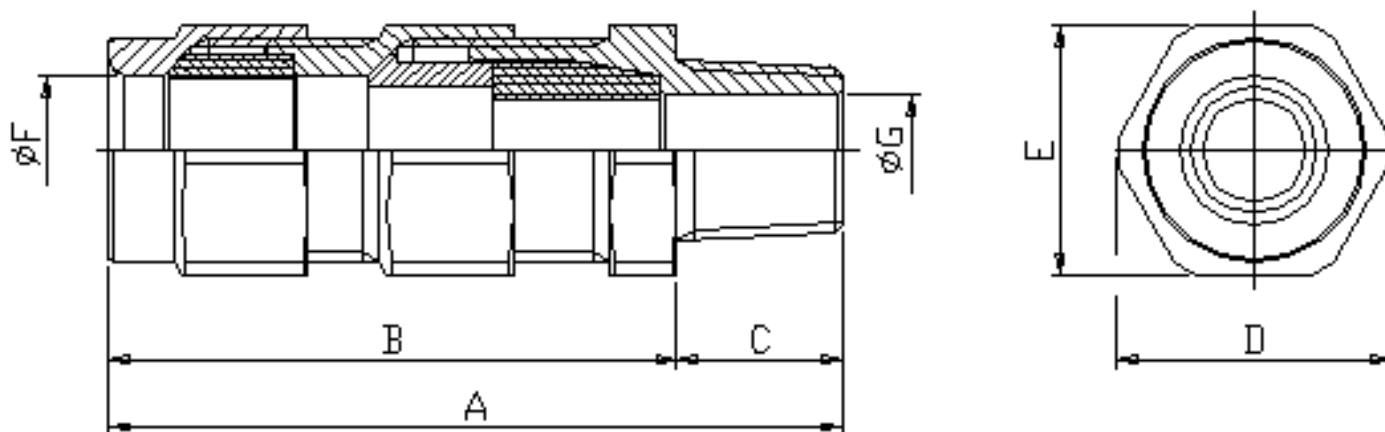
#### Specifications

<b>Material</b>	Brass
<b>IP Rating</b>	IP66
<b>Temperature</b>	-50°C to 110°C
<b>Approvals</b>	
- Atex	INERIS 02ATEX0084
- GOST	GOST Certificate
<b>Standards</b>	EN/IEC: 60079-0, 60079-1, 60079-7 EN: 61241-0, 61241-1
<b>Ex-code</b>	⊕ II 2 GD or I M2 Ex d IIC / Ex e II / Ex d I Ex tD A21 IP66 According to European Directive 94/9/EC (ATEX) For Zone 1 / Zone 2, Zone 21 / Zone 22
<b>Gaskets</b>	EPDM
<b>Surface treatment</b>	Nickel-chrome Plated
<b>Thread</b>	ANSI B1.20.1 NPT (normally in stock): type number will assume the ending NPT Metric pitch 1.5 UNI 6125
<b>Version on Request</b>	Cable glands made of Stainless steel AISI 304: type number will assume the ending 304. Example PND-1-A1/304 Cable glands made of Stainless steel AISI 316L: type number will assume the ending 316. Example PND-1-A1/316 Cable glands Aluminium Anticorodal made (not suitable for Group I): the type number will assume the ending Al. Example PND-1-A1/Al
<b>Accessories</b>	Rubber Shroud for cable glands protection



Type	Cable overall diameter (2nd insulation)	Cable overall diameter (1st insulation)	Ø External cable	Maximum o.d.					THREAD TYPE					
									Metric Pitch		UNI 6125		NPT	
				F	A	B	C	D	E	Size	Code	Size	Code	Size
PND-1/A1B1	6-9	8-11	18	85	65	20	33	30	M20	A.5221.01	Uni 6125 ½"	A.5201.01	NPT ½"	A.5211.01
PND-1/A1B2	6-9	11-14	18	85	65	20	33	30	M20	A.5221.02	Uni 6125 ½"	A.5201.02	NPT ½"	A.5211.02
PND-1/A2B3	9-12	14-17	18	85	65	20	33	30	M20	A.5221.03	Uni 6125 ½"	A.5201.03	NPT ½"	A.5211.03
PND-2/A1B1	6-9	14-17	24	85	65	20	33	36	M25	A.5222.01	Uni 6125 ¾"	A.5202.01	NPT ¾"	A.5212.01
PND-2/A2B1	9-12	14-17	24	85	65	20	33	36	M25	A.5222.02	Uni 6125 ¾"	A.5202.02	NPT ¾"	A.5212.02
PND-2/A3B2	11-14	17-20	24	85	65	20	33	36	M25	A.5222.03	Uni 6125 ¾"	A.5202.03	NPT ¾"	A.5212.03
PND-2/A4B3	14-17	20-23	24	85	65	20	33	36	M25	A.5222.04	Uni 6125 ¾"	A.5202.04	NPT ¾"	A.5212.04
PND-3/A1B1	14-17	20-23	30	93	68	25	49	44	M32	A.5223.01	Uni 6125 1"	A.5203.01	NPT 1"	A.5213.01
PND-3/A2B2	17-20	23-26	30	93	68	25	49	44	M32	A.5223.02	Uni 6125 1"	A.5203.02	NPT 1"	A.5213.02
PND-3/A3B3	20-23	26-29	30	93	68	25	49	44	M32	A.5223.03	Uni 6125 1"	A.5203.03	NPT 1"	A.5213.03
PND-5/A2B2	23-26	29-32	43	93	68	25	62	56	M50	A.5225.02	Uni 6125 1 1/2"	A.5205.02	NPT 1 1/2"	A.5215.02
PND-5/A3B3	26-29	32-36	43	93	68	25	62	56	M50	A.5225.03	Uni 6125 1 1/2"	A.5205.03	NPT 1 1/2"	A.5215.03
PND-5/A4B4	29-32	36-39	43	93	68	25	62	56	M50	A.5225.04	Uni 6125 1 1/2"	A.5205.04	NPT 1 1/2"	A.5215.04
PND-5/A5B5	32-36	39-42	43	93	68	25	62	56	M50	A.5225.05	Uni 6125 1 1/2"	A.5205.05	NPT 1 1/2"	A.5215.05
PND-6/A2B2	36-39	44-48	57	95	71	25	78	70	M63	A.5226.02	Uni 6125 2"	A.5206.02	NPT 2"	A.5216.02
PND-6/A3B3	39-42	48-52	57	95	71	25	78	70	M63	A.5226.03	Uni 6125 2"	A.5206.03	NPT 2"	A.5216.03
PND-6/A4B4	42-46	52-56	57	95	71	25	78	70	M63	A.5226.04	Uni 6125 2"	A.5206.04	NPT 2"	A.5216.04
PND-7/A2B2	44-48	55-59	69	100	71	32	92	83	M75	A.5227.02	Uni 6125 2 1/2"	A.5207.02	NPT 2 1/2"	A.5217.02
PND-7/A3B3	48-52	59-63	69	100	71	32	92	83	M75	A.5227.03	Uni 6125 2 1/2"	A.5207.03	NPT 2 1/2"	A.5217.03
PND-7/A4B4	52-56	63-67	69	100	71	32	92	83	M75	A.5227.04	Uni 6125 2 1/2"	A.5207.04	NPT 2 1/2"	A.5217.04
PND-7/A5B4	56-60	63-67	69	100	71	32	92	83	M75	A.5227.05	Uni 6125 2 1/2"	A.5207.05	NPT 2 1/2"	A.5217.05
PND-8/A4B4	56-60	63-67	79	100	71	32	103	93	M80	A.5228.04	Uni 6125 3"	A.5208.04	NPT 3"	A.5218.04
PND-8/A5B5	59-63	65-69	79	100	71	32	103	93	M80	A.5228.05	Uni 6125 3"	A.5208.05	NPT 3"	A.5218.05
PND-8/A6B6	63-67	69-73	79	100	71	32	103	93	M80	A.5228.06	Uni 6125 3"	A.5208.06	NPT 3"	A.5218.06
PND-8/A7B7	67-71	73-77	79	100	71	32	103	93	M80	A.5228.07	Uni 6125 3"	A.5208.07	NPT 3"	A.5218.07

### Dimensions





### PNS

Single seal cable glands, suitable for unarmoured cables. Nickel-chrome plated brass, hexagon shaped, oil resistant anti-ageing EPDM gaskets.

PNS-... Series cable glands are used in classified Area Zone 1 & 2 and Zone 21 & 22.

#### Specifications

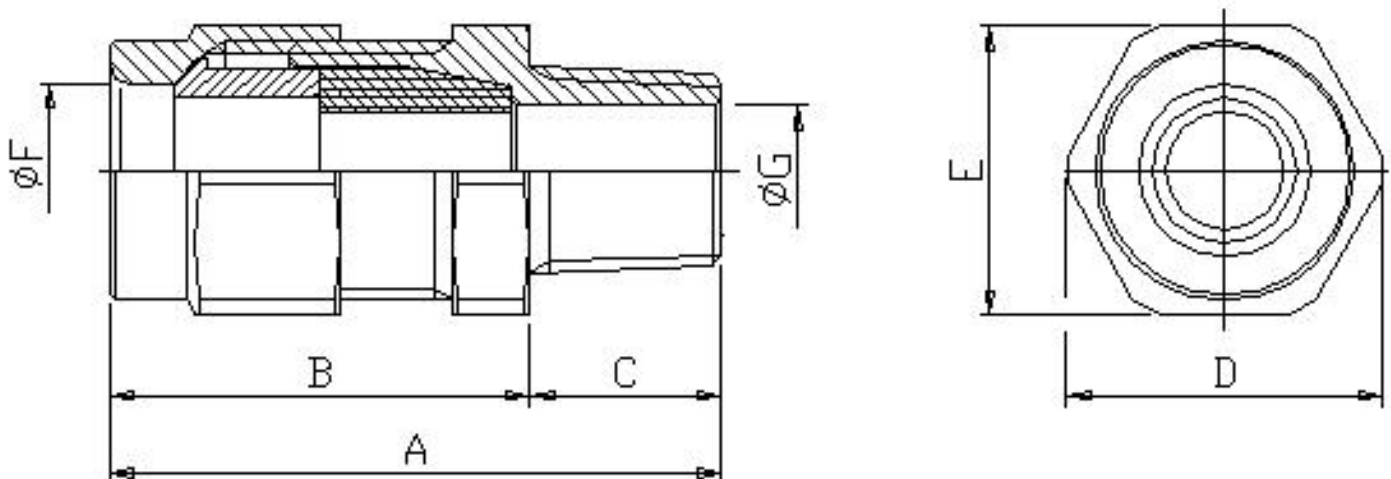
<b>Material</b>	Brass
<b>IP Rating</b>	IP66
<b>Temperature</b>	-50°C to 110°C
<b>Approvals</b>	
- Atex	INERIS 02ATEX0084
- GOST	GOST Certificate
<b>Standards</b>	EN/IEC: 60079-0, 60079-1, 60079-7 EN: 61241-0, 61241-1
<b>Ex-code</b>	⊕ II 2 GD or I M2 Ex d IIC / Ex e II / Ex d I Ex tD A21 IP66 According to European Directive 94/9/EC (ATEX) For Zone 1 / Zone 2, Zone 21 / Zone 22
<b>Gaskets</b>	EPDM
<b>Surface treatment</b>	Nickel-chrome Plated
<b>Thread</b>	ANSI B1.20.1 NPT (normally in stock): type number will assume the ending NPT Metric pitch 1.5 UNI 6125
<b>Version on Request</b>	Cable glands made of Stainless steel AISI 304: type number will assume the ending 304. Example PNS-1-A1/304 Cable glands made of Stainless steel AISI 316L: type number will assume the ending 316. Example PNS-1-A1/316 Cable glands Aluminium Anticorodal made (not suitable for Group I): The type number will assume the ending Al. Example PNS-1-A1/Al
<b>Accessories</b>	Rubber Shroud for cable glands protection





Type	Cable overall diameter (outer seal)	Ø External cable	Maximum o.d.					THREAD TYPE					
								Metric Pitch		UNI 6125		NPT	
								Size	Code	Size	Code	Size	Code
PNS-1/A1	6-9	18	62	42	20	33	30	M20	A.1701.21	UNI 6125 1/2"	A.1701.01	NPT 1/2"	A.1701.51
PNS-1/A2	9-12	18	62	42	20	33	30	M20	A.1701.22	UNI 6125 1/2"	A.1701.02	NPT 1/2"	A.1701.52
PNS-2/A1	6-9	24	62	42	20	40	36	M25	A.1702.21	UNI 6125 3/4"	A.1702.01	NPT 3/4"	A.1702.51
PNS-2/A2	9-12	24	62	42	20	40	36	M25	A.1702.22	UNI 6125 3/4"	A.1702.02	NPT 3/4"	A.1702.52
PNS-2/A3	11-14	24	62	42	20	40	36	M25	A.1702.23	UNI 6125 3/4"	A.1702.03	NPT 3/4"	A.1702.53
PNS-2/A4	14-17	24	62	42	20	40	36	M25	A.1702.24	UNI 6125 3/4"	A.1702.04	NPT 3/4"	A.1702.54
PNS-3/A1	14-17	30	70	45	25	49	44	M32	A.1703.21	UNI 6125 1"	A.1703.01	NPT 1"	A.1703.51
PNS-3/A2	17-20	30	70	45	25	49	44	M32	A.1703.22	UNI 6125 1"	A.1703.02	NPT 1"	A.1703.52
PNS-3/A3	20-23	30	70	45	25	49	44	M32	A.1703.23	UNI 6125 1"	A.1703.03	NPT 1"	A.1703.53
PNS-5/A2	23-26	43	70	45	25	62	56	M50	A.1705.22	UNI 6125 1 1/2"	A.1705.02	NPT 1 1/2"	A.1705.52
PNS-5/A3	26-29	43	70	45	25	62	56	M50	A.1705.23	UNI 6125 1 1/2"	A.1705.03	NPT 1 1/2"	A.1705.53
PNS-5/A4	29-32	43	70	45	25	62	56	M50	A.1705.24	UNI 6125 1 1/2"	A.1705.04	NPT 1 1/2"	A.1705.54
PNS-5/A5	32-36	43	70	45	25	62	56	M50	A.1705.25	UNI 6125 1 1/2"	A.1705.05	NPT 1 1/2"	A.1705.55
PNS-6/A2	36-39	57	72	46	25	78	70	M63	A.1706.22	UNI 6125 2"	A.1706.02	NPT 2"	A.1706.52
PNS-6/A3	39-42	57	72	46	25	78	70	M63	A.1706.23	UNI 6125 2"	A.1706.03	NPT 2"	A.1706.53
PNS-6/A4	42-46	57	72	46	25	78	70	M63	A.1706.24	UNI 6125 2"	A.1706.04	NPT 2"	A.1706.54
PNS-7/A2	44-48	69	78	46	32	92	83	M75	A.1707.22	UNI 6125 2 1/2"	A.1707.02	NPT 2 1/2"	A.1707.52
PNS-7/A3	48-52	69	78	46	32	92	83	M75	A.1707.23	UNI 6125 2 1/2"	A.1707.03	NPT 2 1/2"	A.1707.53
PNS-7/A4	52-56	69	78	46	32	92	83	M75	A.1707.24	UNI 6125 2 1/2"	A.1707.04	NPT 2 1/2"	A.1707.54
PNS-7/A5	56-60	69	78	46	32	92	83	M75	A.1707.25	UNI 6125 2 1/2"	A.1707.05	NPT 2 1/2"	A.1707.55
PNS-8/A4	56-60	79	78	46	32	103	93	M80	A.1708.24	UNI 6125 3"	A.1708.04	NPT 3"	A.1708.54
PNS-8/A5	59-63	79	78	46	32	103	93	M80	A.1708.25	UNI 6125 3"	A.1708.05	NPT 3"	A.1708.55
PNS-8/A6	63-67	79	78	46	32	103	93	M80	A.1708.26	UNI 6125 3"	A.1708.06	NPT 3"	A.1708.56
PNS-8/A7	67-71	79	78	46	32	103	93	M80	A.1708.27	UNI 6125 3"	A.1708.07	NPT 3"	A.1708.57

### Dimensions



## PABAX

Double seal barrier cable glands, suitable for armoured cables. Nickel-chrome plated brass, hexagon shaped, oil resistant anti-ageing EPDM gaskets.

PABAX is a barrier cable gland with sealing compound in a separate kit. PABAX-... Series cable glands are used in classified area Zone 1 & 2 and Zone 21 & 22.

### Specifications

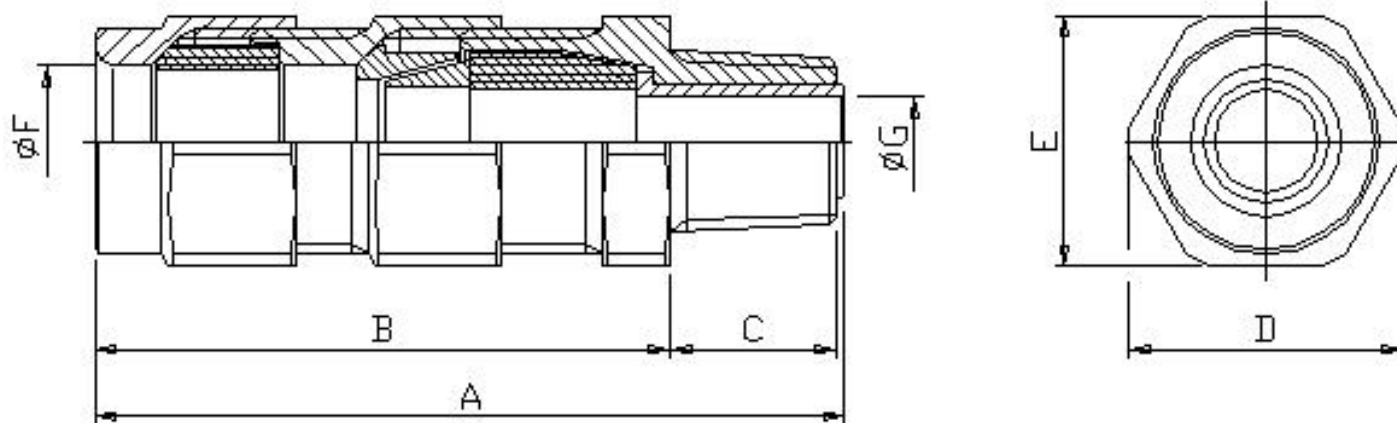
<b>Material</b>	Brass
<b>IP Rating</b>	IP66
<b>Temperature</b>	-50°C to 110°C
<b>Approvals</b>	
- ATEX	INERIS 02ATEX0084
- GOST	GOST Certificate
<b>Standards</b>	EN/IEC: 60079-0, 60079-1, 60079-7 EN: 61241-0, 61241-1
<b>Ex-code</b>	Ⓔ II 2 GD or I M2 Ex d IIC / Ex e II / Ex d I Ex tD A21 IP66 According to European Directive 94/9/EC (ATEX) For Zone 1 / Zone 2, Zone 21 / Zone 22
<b>Gaskets</b>	EPDM
<b>Surface treatment</b>	Nickel-chrome Plated
<b>Thread</b>	ANSI B1.20.1 NPT (normally in stock): type number will assume the ending NPT Metric pitch 1.5 UNI 6125
<b>Version on Request</b>	Cable glands made of Stainless steel AISI 304: type number will assume the ending 304. Example PABAX-1-A1/304 Cable glands made of Stainless steel AISI 316L: type number will assume the ending 316. Example PABAX-1-A1/316 Cable glands Aluminium Anticorodal made (not suitable for Group I): type number will assume the ending Al. Example PABAX-1-A1/Al
<b>Accessories</b>	Sealing compound in separate kit. With one 200 ml. cartridge can be sealed between 30 to 35 cable glands "barrier type" size 1 to 3. Rubber Shroud for cable glands protection
<b>Note</b>	<b>All cable glands of a.m. series will be supplied with armouring-ring and cone nickel-chrome plated brass made (if not differently specified in offer or in order acknowledgment)</b>
<b>Note</b>	<b>The cable glands for armoured cables are suitable for armour thickness up to 1.25mm. Armours thicker than 1.26mm is available upon request</b>





Type	Cable under armour (inner seal)	Cable overall diameter (outer seal)	Ø External cable	Maximum o.d.					THREAD TYPE					
									Metric Pitch		UNI 6125		NPT	
				F	A	B	C	D	E	Size	Code	Size	Code	Size
PABAX-1/A1B1	6-9	8-11	18	85	65	20	33	30	M20	A.5521.01	Uni 6125 ½"	A.5501.01	NPT ½"	A.5511.01
PABAX-1/A1B2	6-9	11-14	18	85	65	20	33	30	M20	A.5521.02	Uni 6125 ½"	A.5501.02	NPT ½"	A.5511.02
PABAX-1/A2B3	9-12	14-17	18	85	65	20	33	30	M20	A.5521.03	Uni 6125 ½"	A.5501.03	NPT ½"	A.5511.03
PABAX-2/A1B1	6-9	14-17	24	85	65	20	33	36	M25	A.5522.01	Uni 6125 ¾"	A.5502.01	NPT ¾"	A.5512.01
PABAX-2/A2B1	9-12	14-17	24	85	65	20	33	36	M25	A.5522.02	Uni 6125 ¾"	A.5502.02	NPT ¾"	A.5512.02
PABAX-2/A3B2	11-14	17-20	24	85	65	20	33	36	M25	A.5522.03	Uni 6125 ¾"	A.5502.03	NPT ¾"	A.5512.03
PABAX-2/A4B3	14-17	20-23	24	85	65	20	33	36	M25	A.5522.04	Uni 6125 ¾"	A.5502.04	NPT ¾"	A.5512.04
PABAX-3/A1B1	14-17	20-23	30	93	68	25	49	44	M32	A.5523.01	Uni 6125 1"	A.5503.01	NPT 1"	A.5513.01
PABAX-3/A2B2	17-20	23-26	30	93	68	25	49	44	M32	A.5523.02	Uni 6125 1"	A.5503.02	NPT 1"	A.5513.02
PABAX-3/A3B3	20-23	26-29	30	93	68	25	49	44	M32	A.5523.03	Uni 6125 1"	A.5503.03	NPT 1"	A.5513.03
PABAX-5/A2B2	23-26	29-32	43	93	68	25	62	56	M50	A.5525.02	Uni 6125 1 1/2"	A.5505.02	NPT 1 1/2"	A.5515.02
PABAX-5/A3B3	26-29	32-36	43	93	68	25	62	56	M50	A.5525.03	Uni 6125 1 1/2"	A.5505.03	NPT 1 1/2"	A.5515.03
PABAX-5/A4B4	29-32	36-39	43	93	68	25	62	56	M50	A.5525.04	Uni 6125 1 1/2"	A.5505.04	NPT 1 1/2"	A.5515.04
PABAX-5/A5B5	32-36	39-42	43	93	68	25	62	56	M50	A.5525.05	Uni 6125 1 1/2"	A.5505.05	NPT 1 1/2"	A.5515.05
PABAX-6/A2B2	36-39	44-48	57	95	71	25	78	70	M63	A.5526.02	Uni 6125 2"	A.5506.02	NPT 2"	A.5516.02
PABAX-6/A3B3	39-42	48-52	57	95	71	25	78	70	M63	A.5526.03	Uni 6125 2"	A.5506.03	NPT 2"	A.5516.03
PABAX-6/A4B4	42-46	52-56	57	95	71	25	78	70	M63	A.5526.04	Uni 6125 2"	A.5506.04	NPT 2"	A.5516.04
PABAX-7/A2B2	44-48	55-59	69	100	71	32	92	83	M75	A.5527.02	Uni 6125 2 1/2"	A.5507.02	NPT 2 1/2"	A.5517.02
PABAX-7/A3B3	48-52	59-63	69	100	71	32	92	83	M75	A.5527.03	Uni 6125 2 1/2"	A.5507.03	NPT 2 1/2"	A.5517.03
PABAX-7/A4B4	52-56	63-67	69	100	71	32	92	83	M75	A.5527.04	Uni 6125 2 1/2"	A.5507.04	NPT 2 1/2"	A.5517.04
PABAX-7/A5B4	56-60	63-67	69	100	71	32	92	83	M75	A.5527.05	Uni 6125 2 1/2"	A.5507.05	NPT 2 1/2"	A.5517.05
PABAX-8/A4B4	56-60	63-67	79	100	71	32	103	93	M80	A.5528.04	Uni 6125 3"	A.5508.04	NPT 3"	A.5518.04
PABAX-8/A5B5	59-63	65-69	79	100	71	32	103	93	M80	A.5528.05	Uni 6125 3"	A.5508.05	NPT 3"	A.5518.05
PABAX-8/A6B6	63-67	69-73	79	100	71	32	103	93	M80	A.5528.06	Uni 6125 3"	A.5508.06	NPT 3"	A.5518.06
PABAX-8/A7B7	67-71	73-77	79	100	71	32	103	93	M80	A.5528.07	Uni 6125 3"	A.5508.07	NPT 3"	A.5518.07

### Dimensions



## PMS

Single seal barrier cable glands, suitable for unarmoured cables.  
Nickel-chrome plated brass, hexagon shaped, oil resistant anti-ageing EPDM gaskets.

PMS-... is a barrier cable gland with sealing compound in a separate kit.  
PMS-... Series cable glands are used in classified area Zone 1 & 2 and Zone 21 & 22.

### Specifications

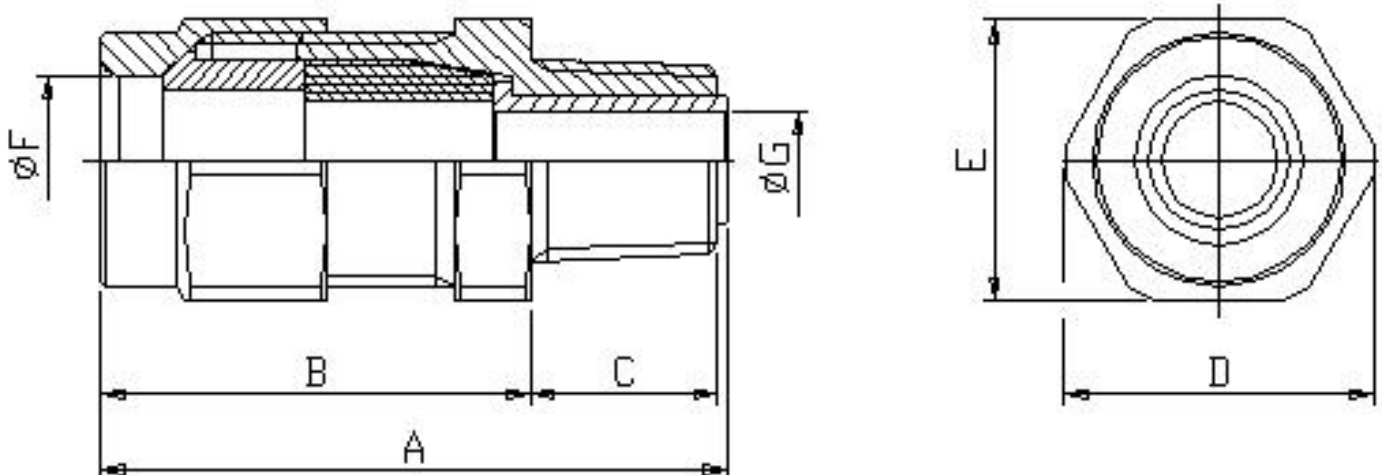
<b>Material</b>	Brass
<b>IP Rating</b>	IP66
<b>Temperature</b>	-50°C to 110°C
<b>Approvals</b>	
- Atex	INERIS 02ATEX0084
- GOST	GOST Certificate
<b>Standards</b>	EN/IEC: 60079-0, 60079-1, 60079-7 EN: 61241-0, 61241-1
<b>Ex-code</b>	Ⓔ II 2 GD or I M2 Ex d IIC / Ex e II / Ex d I Ex tD A21 IP66 According to European Directive 94/9/EC (ATEX) For Zone 1 / Zone 2, Zone 21 / Zone 22
<b>Gaskets</b>	EPDM
<b>Surface treatment</b>	Nickel-chrome Plated
<b>Thread</b>	ANSI B1.20.1 NPT (normally in stock): type number will assume the ending NPT Metric pitch 1.5 UNI 6125
<b>Version on Request</b>	Cable glands made of Stainless steel AISI 304: type number will assume the ending 304. Example PMS-1-A1/304 Cable glands made of Stainless steel AISI 316L: type number will assume the ending 316. Example PMS-1-A1/316 Cable glands Aluminium Anticorodal made (not suitable for Group I): type number will assume the ending AI. Example PMS-1-A1/AI
<b>Accessories</b>	Sealing compound in separate kit. With one 200 ml. cartridge can be sealed between 30 to 35 cable glands "barrier type" size 1 to 3. Rubber Shroud for cable glands protection





Type	Cable overall diameter (outer seal)	Ø External cable	Maximum o.d.					THREAD TYPE						
								Metric Pitch		UNI 6125		NPT		
			F	A	B	C	D	E	Size	Code	Size	Code	Thread type	Code
PMS-1/A1	6-9	18	62	42	20	33	30	M20	A.5421.01	UNI 6125 1/2"	A.5401.01	NPT 6125 1/2"	A.5411.01	
PMS-1/A2	9-12	18	62	42	20	33	30	M20	A.5421.02	UNI 6125 1/2"	A.5401.02	NPT 6125 1/2"	A.5411.02	
PMS-2/A1	6-9	24	62	42	20	40	36	M25	A.5422.01	UNI 6125 3/4"	A.5402.01	NPT 6125 3/4"	A.5412.01	
PMS-2/A2	9-12	24	62	42	20	40	36	M25	A.5422.02	UNI 6125 3/4"	A.5402.02	NPT 6125 3/4"	A.5412.02	
PMS-2/A3	11-14	24	62	42	20	40	36	M25	A.5422.03	UNI 6125 3/4"	A.5402.03	NPT 6125 3/4"	A.5412.03	
PMS-2/A4	14-17	24	62	42	20	40	36	M25	A.5422.04	UNI 6125 3/4"	A.5402.04	NPT 6125 3/4"	A.5412.04	
PMS-3/A1	14-17	30	70	45	25	49	44	M32	A.5423.01	UNI 6125 1"	A.5403.01	NPT 6125 1"	A.5413.01	
PMS-3/A2	17-20	30	70	45	25	49	44	M32	A.5423.02	UNI 6125 1"	A.5403.02	NPT 6125 1"	A.5413.02	
PMS-3/A3	20-23	30	70	45	25	49	44	M32	A.5423.03	UNI 6125 1"	A.5403.03	NPT 6125 1"	A.5413.03	
PMS-5/A2	23-26	43	70	45	25	62	56	M50	A.5425.02	UNI 6125 1 1/2"	A.5405.02	NPT 6125 1 1/2"	A.5415.02	
PMS-5/A3	26-29	43	70	45	25	62	56	M50	A.5425.03	UNI 6125 1 1/2"	A.5405.03	NPT 6125 1 1/2"	A.5415.03	
PMS-5/A4	29-32	43	70	45	25	62	56	M50	A.5425.04	UNI 6125 1 1/2"	A.5405.04	NPT 6125 1 1/2"	A.5415.04	
PMS-5/A5	32-36	43	70	45	25	62	56	M50	A.5425.05	UNI 6125 1 1/2"	A.5405.05	NPT 6125 1 1/2"	A.5415.05	
PMS-6/A2	36-39	57	72	46	25	78	70	M63	A.5426.02	UNI 6125 2"	A.5406.02	NPT 6125 2"	A.5416.02	
PMS-6/A3	39-42	57	72	46	25	78	70	M63	A.5426.03	UNI 6125 2"	A.5406.03	NPT 6125 2"	A.5416.03	
PMS-6/A4	42-46	57	72	46	25	78	70	M63	A.5426.04	UNI 6125 2"	A.5406.04	NPT 6125 2"	A.5416.04	
PMS-7/A2	44-48	69	78	46	25	78	70	M75	A.5427.02	UNI 6125 2 1/2"	A.5407.02	NPT 6125 2 1/2"	A.5417.02	
PMS-7/A3	48-52	69	78	46	25	78	70	M75	A.5427.03	UNI 6125 2 1/2"	A.5407.03	NPT 6125 2 1/2"	A.5417.03	
PMS-7/A4	52-56	69	78	46	25	78	70	M75	A.5427.04	UNI 6125 2 1/2"	A.5407.04	NPT 6125 2 1/2"	A.5417.04	
PMS-7/A5	56-60	69	78	46	25	78	70	M75	A.5427.05	UNI 6125 2 1/2"	A.5407.05	NPT 6125 2 1/2"	A.5417.05	
PMS-8/A4	56-60	79	78	46	32	103	93	M80	A.5428.04	UNI 6125 3"	A.5408.04	NPT 6125 3"	A.5418.04	
PMS-8/A5	59-63	79	78	46	32	103	93	M80	A.5428.05	UNI 6125 3"	A.5408.05	NPT 6125 3"	A.5418.05	
PMS-8/A6	63-67	79	78	46	32	103	93	M80	A.5428.06	UNI 6125 3"	A.5408.06	NPT 6125 3"	A.5418.06	
PMS-8/A7	67-71	79	78	46	32	103	93	M80	A.5428.07	UNI 6125 3"	A.5408.07	NPT 6125 3"	A.5418.07	

### Dimensions






## PMD

Double seal barrier cable glands, suitable for unarmoured cables. Made of Nickel-chrome plated brass, hexagon shaped, oil resistant anti-age EPDM gaskets.

PMD-... is a barrier cable gland with sealing compound in a separate kit.  
PMD-... Series cable glands are used in classified area  
Zone 1 & 2 and Zone 21 & 22.

### Specifications

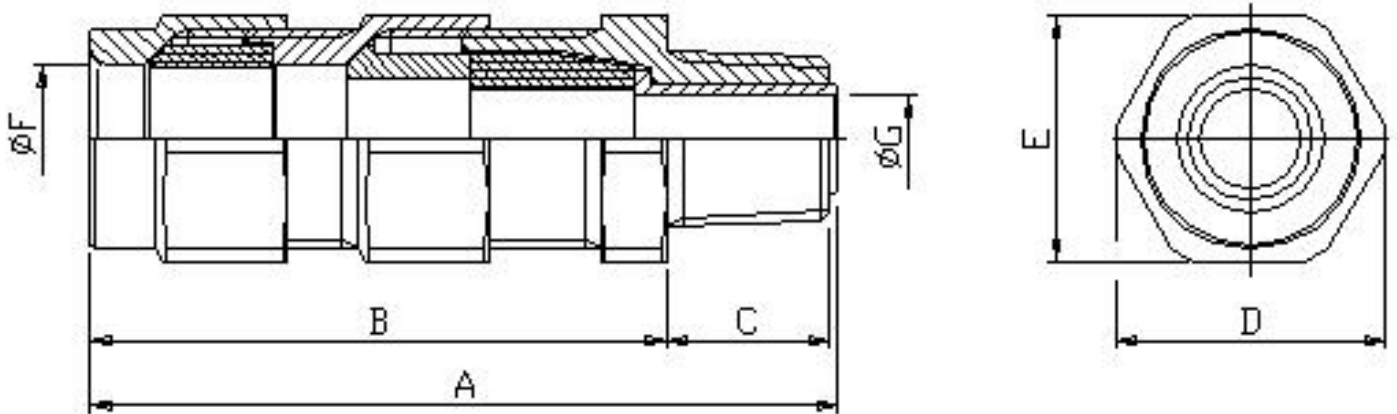
<b>Material</b>	Brass
<b>IP Rating</b>	IP66
<b>Temperature</b>	-50°C to 110°C
<b>Approvals</b>	
- Atex	INERIS 02ATEX0084
- GOST	GOST Certificate
<b>Standards</b>	EN/IEC: 60079-0, 60079-1, 60079-7 EN: 61241-0, 61241-1
<b>Ex-code</b>	 II 2 GD or I M2 Ex d IIC / Ex e II / Ex d I Ex tD A21 IP66 According to European Directive 94/9/EC (ATEX) For Zone 1 / Zone 2, Zone 21 / Zone 22
<b>Gaskets</b>	EPDM
<b>Surface treatment</b>	Nickel-chrome Plated
<b>Thread</b>	ANSI B1.20.1 NPT (normally in stock): type number will assume the ending NPT Metric pitch 1.5 UNI 6125
<b>Version on Request</b>	Cable glands made of Stainless steel AISI 304: type number will assume the ending 304. Example PMD-1-A1/304 Cable glands made of Stainless steel AISI 316L: type number will assume the ending 316. Example PMD-1-A1/316 Cable glands Aluminium Anticorodal made (not suitable for Group I): type number will assume the ending Al. Example PMD-1-A1/Al
<b>Accessories</b>	Sealing compound in separate kit. With one 200 ml. cartridge can be sealed between 30 to 35 cable glands "barrier type" size 1 to 3. Rubber Shroud for cable glands protection





Type	Cable overall diameter (2nd insulation)	Cable overall diameter (1st insulation)	∅ External cable	Maximum o.d.					THREAD TYPE					
									Metric Pitch		UNI 6125		NPT	
									Size	Code	Size	Code	Size	Code
PMD-1/A1B1	6-9	8-11	18	85	65	20	33	30	M20	A.5621.01	Uni 6125 ½"	A.5601.01	NPT ½"	A.5611.01
PMD-1/A1B2	6-9	11-14	18	85	65	20	33	30	M20	A.5621.02	Uni 6125 ½"	A.5601.02	NPT ½"	A.5611.02
PMD-1/A2B3	9-12	14-17	18	85	65	20	33	30	M20	A.5621.03	Uni 6125 ½"	A.5601.03	NPT ½"	A.5611.03
PMD-2/A1B1	6-9	14-17	24	85	65	20	33	36	M25	A.5622.01	Uni 6125 ¾"	A.5602.01	NPT ¾"	A.5612.01
PMD-2/A2B1	9-12	14-17	24	85	65	20	33	36	M25	A.5622.02	Uni 6125 ¾"	A.5602.02	NPT ¾"	A.5612.02
PMD-2/A3B2	11-14	17-20	24	85	65	20	33	36	M25	A.5622.03	Uni 6125 ¾"	A.5602.03	NPT ¾"	A.5612.03
PMD-2/A4B3	14-17	20-23	24	85	65	20	33	36	M25	A.5622.04	Uni 6125 ¾"	A.5602.04	NPT ¾"	A.5612.04
PMD-3/A1B1	14-17	20-23	30	93	68	25	49	44	M32	A.5623.01	Uni 6125 1"	A.5603.01	NPT 1"	A.5613.01
PMD-3/A2B2	17-20	23-26	30	93	68	25	49	44	M32	A.5623.02	Uni 6125 1"	A.5603.02	NPT 1"	A.5613.02
PMD-3/A3B3	20-23	26-29	30	93	68	25	49	44	M32	A.5623.03	Uni 6125 1"	A.5603.03	NPT 1"	A.5613.03
PMD-5/A2B2	23-26	29-32	43	93	68	25	62	56	M50	A.5625.02	Uni 6125 1 1/2"	A.5605.02	NPT 1 1/2"	A.5615.02
PMD-5/A3B3	26-29	32-36	43	93	68	25	62	56	M50	A.5625.03	Uni 6125 1 1/2"	A.5605.03	NPT 1 1/2"	A.5615.03
PMD-5/A4B4	29-32	36-39	43	93	68	25	62	56	M50	A.5625.04	Uni 6125 1 1/2"	A.5605.04	NPT 1 1/2"	A.5615.04
PMD-5/A5B5	32-36	39-42	43	93	68	25	62	56	M50	A.5625.05	Uni 6125 1 1/2"	A.5605.05	NPT 1 1/2"	A.5615.05
PMD-6/A2B2	36-39	44-48	57	95	71	25	78	70	M63	A.5626.02	Uni 6125 2"	A.5606.02	NPT 2"	A.5616.02
PMD-6/A3B3	39-42	48-52	57	95	71	25	78	70	M63	A.5626.03	Uni 6125 2"	A.5606.03	NPT 2"	A.5616.03
PMD-6/A4B4	42-46	52-56	57	95	71	25	78	70	M63	A.5626.04	Uni 6125 2"	A.5606.04	NPT 2"	A.5616.04
PMD-7/A2B2	44-48	55-59	69	100	71	32	92	83	M75	A.5627.02	Uni 6125 2 1/2"	A.5607.02	NPT 2 1/2"	A.5617.02
PMD-7/A3B3	48-52	59-63	69	100	71	32	92	83	M75	A.5627.03	Uni 6125 2 1/2"	A.5607.03	NPT 2 1/2"	A.5617.03
PMD-7/A4B4	52-56	63-67	69	100	71	32	92	83	M75	A.5627.04	Uni 6125 2 1/2"	A.5607.04	NPT 2 1/2"	A.5617.04
PMD-7/A5B4	56-60	63-67	69	100	71	32	92	83	M75	A.5627.05	Uni 6125 2 1/2"	A.5607.05	NPT 2 1/2"	A.5617.05
PMD-8/A4B4	56-60	63-67	79	100	71	32	103	93	M80	A.5628.04	Uni 6125 3"	A.5608.04	NPT 3"	A.5618.04
PMD-8/A5B5	59-63	65-69	79	100	71	32	103	93	M80	A.5628.05	Uni 6125 3"	A.5608.05	NPT 3"	A.5618.05
PMD-8/A6B6	63-67	69-73	79	100	71	32	103	93	M80	A.5628.06	Uni 6125 3"	A.5608.06	NPT 3"	A.5618.06
PMD-8/A7B7	67-71	73-77	79	100	71	32	103	93	M80	A.5628.07	Uni 6125 3"	A.5608.07	NPT 3"	A.5618.07

### Dimensions





## Fitting Accessories

Reducers provide a means of connection between equipment with dissimilar thread sizes.

RE range of reducers: Larger External Male Thread/Smaller Inner Female Thread

All the Reducers are designed for Ex d and Ex e mode of protection. Different types and sizes are indicated on the "Reducer Selection Table"

### Specifications

**Material** Galvanised steel  
**Thread** RE... Series:

Larger External Male Thread NPT/Smaller Inner Female Thread NPT

Larger External Male Thread UNI 6125/Smaller Inner Female Thread UNI 6125

**Version on Request** Alternative materials are:  
 - Brass nickel chrome-plating finishing  
 - Stainless Steel  
 - Aluminium (Mg. ≤ 6%). Not suitable for Group I

**Note** **The Marking is directly realized on the reducers with mechanically incision inscriptions**

### Selection Table

Code UNI 6125	Code NPT	Type	Size	Weight (kg)
A.0050.01	A.0050.61	RE 21	3/4" X 1/2"	0.04
A.0050.02	A.0050.62	RE 31	1" X 1/2"	0.08
A.0050.03	A.0050.63	RE 32	1" X 3/4"	0.08
A.0050.07	A.0050.67	RE 51	1 1/2" X 1/2"	0.27
A.0050.08	A.0050.68	RE 52	1 1/2" X 3/4"	0.27
A.0050.09	A.0050.69	RE 53	1 1/2" X 1"	0.27
A.0050.12	A.0050.72	RE 62	2" X 3/4"	0.48
A.0050.13	A.0050.73	RE 63	2" X 1"	0.48
A.0050.15	A.0050.75	RE 65	2" X 1 1/2"	0.48
A.0050.17		RE 72	2 1/2" X 3/4"	0.80
A.0050.18	A.0050.78	RE 73	2 1/2" X 1"	0.80
A.0050.20	A.0050.80	RE 75	2 1/2" X 1 1/2"	0.80
A.0050.21	A.0050.81	RE 76	2 1/2" X 2"	0.80
A.0050.23		RE 82	3" X 3/4"	1.00
A.0050.24	A.0050.84	RE 83	3" X 1"	1.00
A.0050.26	A.0050.86	RE 85	3" X 1 1/2"	1.00
A.0050.27	A.0050.87	RE 86	3" X 2"	1.00
A.0050.28	A.0050.88	RE 87	3" X 2 1/2"	1.00

Reducers ordering examples: E.g. Type RE31 = Male Thread 1" / Female Thread 1/2"





## Fitting Accessories

Adaptors provide a means of connection between equipment with dissimilar thread sizes.

REB range adaptors: Larger Female Thread/Smaller Male Thread

All the adaptors are designed for Ex d and Ex e mode of protection. Different types and sizes are indicated on the "Adaptor Selection Table"

### Specifications

**Material** Galvanised steel  
**Thread** REB... Series:

Smaller External Male Thread NPT/Larger Inner Female Thread NPT

Smaller External Male Thread UNI 6125/Larger Inner Female Thread UNI 6125

**Version on Request** Alternative materials are:  
 - Brass nickel chrome-plating finishing  
 - Stainless Steel  
 - Aluminium (Mg. ≤ 6%). Not suitable for Group I

**Note** The Marking is directly realized on the reducers with mechanically incision inscriptions



### Selection Table

Code Uni 6125	Code NPT	Type	Size	Weight (kg)
A.0051.1	A.0051.71	REB 21	3/4" X 1/2"	0.12
A.0051.2	A.0051.40	REB 31	1" X 1/2"	0.15
A.0051.3	A.0051.73	REB 32	1" X 3/4"	0.15
A.0051.8	A.0051.78	REB 52	1 1/2" X 3/4"	0.27
A.0051.9	A.0051.79	REB 53	1 1/2" X 1"	0.27
A.0051.13	A.0051.41	REB 63	2" X 1"	0.35
A.0051.15	A.0051.42	REB 65	2" X 1 1/2"	0.35
A.0051.18	A.0051.43	REB 73	2 1/2" X 1"	0.60
A.0051.20	A.0051.80	REB 75	2 1/2" X 1 1/2"	0.60
A.0051.21	A.0051.81	REB 76	2 1/2" X 2"	0.60
A.0051.24	A.0051.84	REB 83	3" X 1"	0.70
A.0051.26	A.0051.86	REB 85	3" X 1 1/2"	0.70
A.0051.27	A.0051.87	REB 86	3" X 2"	0.70
A.0051.28	A.0051.88	REB 87	3" X 2 1/2"	0.70

Adaptors ordering example: E.g. REB31 = Female Thread 1" / Male Thread 1/2"

## Fitting Accessories

Male Taper NPT / Female Taper UNI 6125 thread adaptors provide a connection between equipment with dissimilar thread sizes and type.

All the adaptors are designed for Ex d and Ex e mode of protection. Different types and sizes are indicated on the “Adaptor Selection Table”

### Specifications

**Material** Brass nickel chrome-plating finishing

**Version on Request** Alternative materials are:

- Stainless Steel
- Aluminium (Mg. ≤ 6%). Not suitable for Group I
- Galvanized mild Steel

**Note** The Marking is directly realized on the adaptors with mechanically incision inscriptions



### Selection Tables

#### Cylindrical Male PG / Conic Female UNI-6125 or NPT thread

CODE UNI 6125	CODE NPT	TYPE	SIZE	WEIGHT (Kg)
A.0051.52	A.0052.60	REB 16/1	½" X PG 16	0.12
A.0051.50	A.0052.61	REB 16/2	¾" X PG 16	0.15
A.0051.53	A.0052.62	REB 21/2	¾" X PG 21	0.27
A.0051.51	A.0052.63	REB 21/3	1" X PG 21	0.27
A.0051.54	A.0052.64	REB 29/3	1" X PG 29	0.30
A.0051.55	A.0052.65	REB 36/5	1 ½" X PG 36	0.35
A.0051.56	A.0052.66	REB 42/6	2" X PG 42	0.60
A.0051.57	A.0052.67	REB 48/6	2" X PG 48	0.70

#### Cylindrical Male Metric Pitch (1,5) / Conic Female UNI-6125

CODE UNI 6125	Type	TYPE	WEIGHT (kg)
A.0051.61	REB m16/1	M 16 X 1/2"	0.12
A.0051.62	REB m20/1	M 20 X 1/2"	0.15
A.0051.63	REB m20/2	M 20 X 3/4"	0.27
A.0051.64	REB m25/2	M 25 X 3/4"	0.27
A.0051.65	REB m25/3	M 25 X 1"	0.30
A.0051.66	REB m32/3	M 32 X 1"	0.35



## Fitting Accessories

Stopping Plugs provide a means to close unused entries and maintain the integrity of the enclosure. The Stopping Plugs are Ex d and Ex e certified. Different Types and sizes are indicated in the "Plugs Selection Tables".

### Specifications

<b>Material</b>	Brass /Stainless Steel
<b>IP Rating</b>	IP67
<b>Temperature</b>	-50°C to 130°C
<b>Approvals</b>	
- Atex	INERIS 04ATEX9006U
- GOST	GOST Certificate
<b>Standards</b>	EN/IEC: 60079-0, 60079-1, 60079-7
	EN: 61241-0, 61241-1
<b>Ex-code</b>	Ⓔ II 2 GD or I M2 Ex d IIC / Ex e II / Ex d I IP67 According to European Directive 94/9/EC (ATEX) For Zone 1 / Zone 2, Zone 21 / Zone 22
<b>Thread</b>	Metric pitch 1.5, ANSI B1.20.1 NPT, UNI 6125
<b>Version on Request</b>	Alternative materials are: Brass nickel chrome-plating finishing Galvanized Mild Steel Stainless Steel Aluminium (Mg. ≤ 6%). Not suitable for Group I

**Note** The Marking is directly realized on the Plugs with mechanically incision inscriptions



Code-Brass Nickelchrome	Code-Stainless Steel	Type	UNI 6125 Threaded
G.1211.00	G.1411.00	T1	½"
G.1212.00	G.1412.00	T2	¾"
G.1213.00	G.1413.00	T3	3 1"
G.1215.00	G.1415.00	T5	1 ½"
G.1216.00	G.1416.00	T6	2"
G.1217.00	G.1417.00	T7	2 ½"
G.1218.00	G.1418.00	T8	3"

Code-Brass Nickelchrome	Code-Stainless Steel	Type	NPTThreaded
G.1231.00	G.1431.00	T1N	½" NPT
G.1232.00	G.1432.00	T2N	¾" NPT
G.1233.00	G.1433.00	T3N	1" NPT
G.1235.00	G.1435.00	T5N	1 ½" NPT
G.1236.00	G.1436.00	T6N	2" NPT
G.1237.00	G.1437.00	T7N	2 ½" NPT
G.1238.00	G.1438.00	T8N	3" NPT

Code-Brass Nickelchrome	Code-Stainless Steel	Type	Metric Threaded
G.1221.00	G.1421.00	T20	M20
G.1222.00	G.1422.00	T25	M25
G.1223.00	G.1423.00	T32	M32
G.1224.00	G.1424.00	T40	M40
G.1225.00	G.1425.00	T50	M50
G.1226.00	G.1426.00	T63	M63
G.1227.00	G.1427.00	T75	M75

### Locknuts - DL

Locknuts DL Series made of Nickel-chrome plated brass, suitable for connection with fittings and cable glands, with tightness gasket.

Code	Type	Size
A.1500.10	DL 20	M20
A.1500.11	DL 25	M25
A.1500.12	DL 32	M32
A.1500.13	DL 40	M40
A.1500.14	DL 50	M50
A.1500.15	DL 63	M63
A.1500.16	DL 75	M75

### Gaskets - GK

Tightness Gasket GK Series, suitable for connection with fittings and cable glands.

Code	Type	Size
P.2201.14	GK 20	M20
P.2201.51	GK 25	M25
P.8650.13	GK 32	M32
P.8650.14	GK 40	M40
P.8650.15	GK 50	M50
P.8650.16	GK 63	M63
P.8650.17	GK 75	M75
P.8620.12	GK 1	½" NPT - UNI 6125
P.8620.13	GK 2	¾" NPT - UNI 6125
P.8620.14	GK 3	1" NPT - UNI 6125
P.8620.16	GK 5	1 ½" NPT - UNI 6125
P.8620.17	GK 6	2" NPT - UNI 6125
P.8620.18	GK 7	2 ½" NPT - UNI 6125
P.8620.19	GK 8	3" NPT - UNI 6125

### Rubber Shroud - PGA

Black Rubber Shroud PGA for cable glands protection.

Code	Type	Size
2.0001.01	PGA 1	M20 / ½" UNI6125 / NPT
2.0001.02	PGA 2	M25 / ¾" UNI6125 / NPT
2.0001.03	PGA 3	M32 / 1" UNI6125 / NPT
2.0001.05	PGA 5	M50 / 1 ½" UNI6125 / NPT
2.0001.06	PGA 6	M63 / 2" UNI6125 / NPT
2.0001.07	PGA 7	M75 / 2 ½" UNI6125 / NPT
2.0001.08	PGA 8	M80 / 3" UNI6125 / NPT

### Sealing Compound for Barrier Cable Glands

For a correct application of the quick-drying two-components "Resin-Araldite" compound in barrier cable glands, use of our special mixer-gun is strongly recommended. Manual mixer-gun grants a perfect dosage of the two-component compound. One 200 ml. cartridge can seal between 30 to 35 barrier cable gland size 1 to 3.

Code	Type	Notes
A.0299.10	2012 / PT	Manual mixer gun for two components cartridges 200 ml., 2012/1 type.
A.0299.15	2012 / 1	Single 200 ml. cartridge with mixer spout
A.0299.20	2012/6	Standard carton with 6x200 ml. cartridges completed with mixer spout
H010030	-	Manual mixer gun for single component cartridges (silicone only)
H010003	-	Silicone 7091 type n.1 310ml cartridge

